

Direct lines for customers support :  
Tél. +33 (0)3 81 38 56 60 (France)  
Tél. +33 (0)3 81 38 56 27 (Export)

Fax direct +33 (0)3 81 38 56 81

E-mail : [resale.info@schrader-pacific.fr](mailto:resale.info@schrader-pacific.fr)

Schrader s.a.s. - B.P. 29  
48, rue de Salins - 25301 Pontarlier cedex  
France  
Tél. : +33 (0) 381 38 56 56  
Fax : +33 (0) 381 46 41 42  
E-Mail : [general.info@schrader-pacific.fr](mailto:general.info@schrader-pacific.fr)

[www.shop.schrader-pacific.fr](http://www.shop.schrader-pacific.fr)



Schrader-Pacific.fr

95004-GB/10/11/2021 / All rights reserved - Printed in France by L'IMPRIMEUR SIMON - Uncontractual document / S.A.S. au capital de 4.712.183 Euros - 602 820 896 RCS Besançon



ÉDITION N° 19

AFTERMARKET PRODUCTS CATALOGUE

 **SCHRADER PACIFIC**  
Tire Hardware Solutions



HEAVY TRUCKS, CIVIL AND AGRICULTURAL ENGINEERING


This catalogue presents the Schrader Pacific Tire Hardware solution products sold when it was released. It is a working tool for professionals who will find it the most commonly used valves, accessories, tools and equipment for garages.

We provide some technical information to help you use the products under optimal conditions and thus facilitate your maintenance operations. Our technical and sales teams are at your service to provide you the support you need.



Terms and Conditions of Sale

By submitting an order, you accept the terms and conditions of sale regarding our prices and invoices. The terms and conditions may not under any circumstances be cancelled by contrary terms and conditions of sale.



Updates

Schrader S.A.S. reserves the right to make any modifications deemed appropriate to this catalogue or the products themselves without prior notification. You will find in our price list the exact list of products sold. Our customer service department is here to help you with any specific procurement or training issues.



Presentation

**1** Truck spuds and extensions

**2** Farm Vehicle and EM valves

**3** Cores and caps

**4** Balancing products

**5** Inflation and compressed-air equipment

**6** Tire and inner tube repair products and parts

**7** Patches and repair products for tires and tubes

**8** Garage equipment, assembly products,  
tools and PPE

**9** Construction equipment

**10** ETRTO index  
Reference index: alphabetical and Truck EM Industry

## HOW TO PLACE YOUR ORDER

Request your login and password to access your **shop.schrader-pacific.fr** account for the "Tire equipment and consumables" category.



[www.shop.schrader-pacific.fr](http://www.shop.schrader-pacific.fr)

To avoid any confusion when placing your order, we recommend that you include, FOR EACH PRODUCT:

- the complete Schrader Pacific Tire Hardware Solutions reference, e.g.: **39000-00**
- the Description, e.g.: "MASTAIR tire inflator gauge in bar"
- the quantity ordered.

The packaging indicated on our prices may not be broken into fractions. We thus reserve the right to round the quantity requested up to the quantity that is the next highest standard multiple.

### CUSTOMERS France

Call Center:  
**Tel. 03 81 38 56 60**  
Fax +33 (0)3 81 38 56 81

Tire specialists and automobile distributors.

In France, and on customer request, any order for products in stock received before 3 p.m. can be delivered within 24 hours.

### EXPORT CUSTOMERS

Call Center:  
**Tel. +33 (0) 381 38 56 27**  
Fax +33 (0)3 81 38 56 81

Network of distributors in Europe, Africa, the Middle East, the Far East and Asia.

## TECHNICAL INFORMATION ABOUT THE PRODUCT

	Technical information about the product
	Product standards
	Diameter of the rim hole
	Website for more information
	Video available / Update via Internet
	Intra-Schrader Pacific Tire Hardware Solutions or on-site training
	Part storage: Store parts, products and liquids away from light, in a dry, clean place and adhere to storage temperatures
	High-Quality product
	Premium Range and Better quality-price ratio
	Spare parts
	Schrader Pacific Tire Hardware Solutions After Sale Service
	Destruction in accordance with Directive 2002/96/EC
	Expiration date
	Identification of the different types of weights
	Safety sheet available
	Instructions on demand or on <a href="http://shop.schrader-pacific.fr">shop.schrader-pacific.fr</a>
	Appropriate Personal Protection Equipment
	Trick product
	Light product
	Product favourites



Chapter 1

TUBELESS VALVES SCHRADER PACIFIC TIRE HARDWARE SOLUTIONS  
GUARANTEED RELIABILITY.

The assembly of tubeless tires can be compromised by the use of an unsuitable valve. Thanks to their manufacturing quality, Schrader Pacific Tire Hardware Solutions' tubeless valves for trucks provide the best guarantees.

Schrader Pacific Tire Hardware Solutions offers a complete range for each rim type. Automatic in-process control: dimensions, leaktightness, for 100% of parts. Testing of material strength in laboratory (behaviour in overpressure and different temperature conditions).

TRUCK VALVES SPUDS AND EXTENSIONS



- Tubeless valves for drop-centre rims ..... 10  
Rim hole 9.7 mm
- Tubeless valves in nickel-coated brass for ALCOA®\* rims ..... 11 - 12  
Rim hole 9.7 mm
- Tubeless valves for drop-centre rims ..... 13  
Rim hole 16 mm
- Tubeless valves for drop-centre rims ..... 16 - 17  
Rim hole 20.5 mm
- Nickel-coated valves with guiding flange ..... 18
- Valves for inner tubes (universal screw-on) ..... 19
- Spuds for universal screw-on valves ..... 20
- Flexible extensions and clamping lugs ..... 25
- Rigid plastic extensions ..... 26
- Rigid brass extensions ..... 27
- Loose wheel nut indicators ..... 28

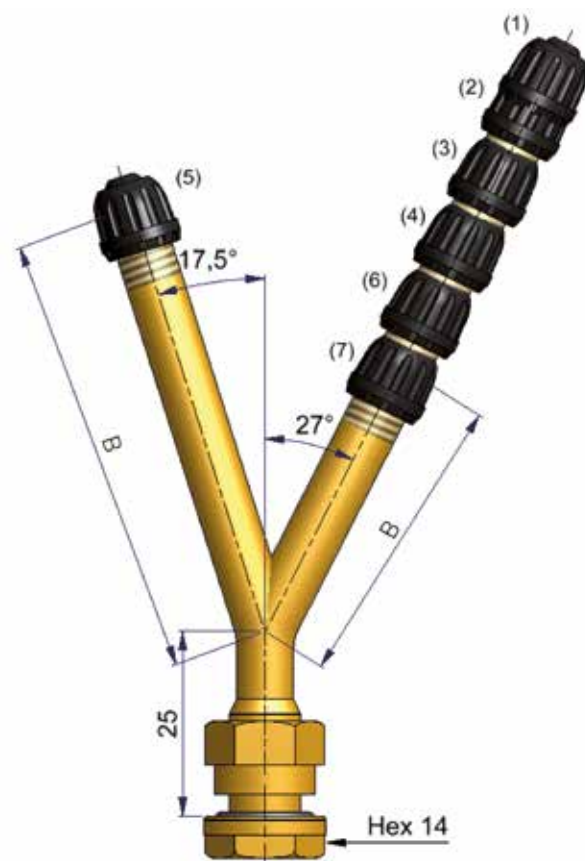
CHECKPOINT® - DUSTITE® - CHECKLINK® - CHECKLOCK® - SAFEWHEEL™

\* ALCOA: protected trademark, property of ALCOA

## BRASS TUBELESS VALVES

### ► DROP-CENTRE RIMS

9.7

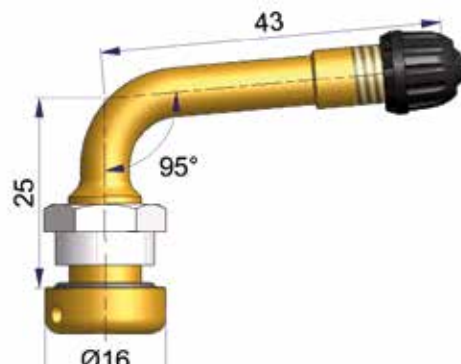


- Nut tightening torque: 12 to 15 N.m.
- Replace the O-ring each time you remove the tire.

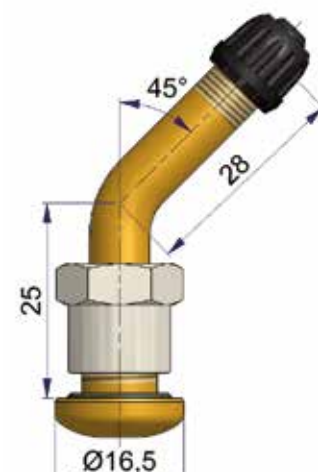
		ETRTD no.	B	Quantity per box	Spare washer
(1)	<b>R-1487-2</b>	(V3.20.6)	85	10	R-1419-2
(1)	<b>R-1487-3</b>	(V3.20.6)	85	100	
(1)	<b>R-1487-7</b>	(V3.20.6)	85	250	
(2)	<b>R-1898-2</b>		80	10	
(2)	<b>R-1898-3</b>		80	100	
(2)	<b>R-1898-7</b>		80	250	
(3)	<b>R-1680-2</b>	(V3.20.12)	70	10	
(3)	<b>R-1680-3</b>	(V3.20.12)	70	100	
(3)	<b>R-1680-7</b>	(V3.20.12)	70	250	
(4)	<b>R-1485-2</b>	(V3.20.4)	60	10	
(4)	<b>R-1485-3</b>	(V3.20.4)	60	100	
(4)	<b>R-1485-7</b>	(V3.20.4)	60	250	
(5)	<b>R-1798-2</b>	(V3.20.2)	60	10	
(6)	<b>R-1500-2</b>	(V3.20.7)	50	10	
(7)	<b>R-1486-2</b>	(V3.20.5)	40	10	
(7)	<b>R-1486-3</b>	(V3.20.5)	40	100	
(7)	<b>R-1486-7</b>	(V3.20.5)	40	250	



(V3.20.1)	Quantity per box	Spare washer
<b>R-0964-2</b>	10	R-1419-2
<b>R-0964-3</b>	100	



	Quantity per box	Spare washer
<b>R-2021-2</b>	10	R-1419-2



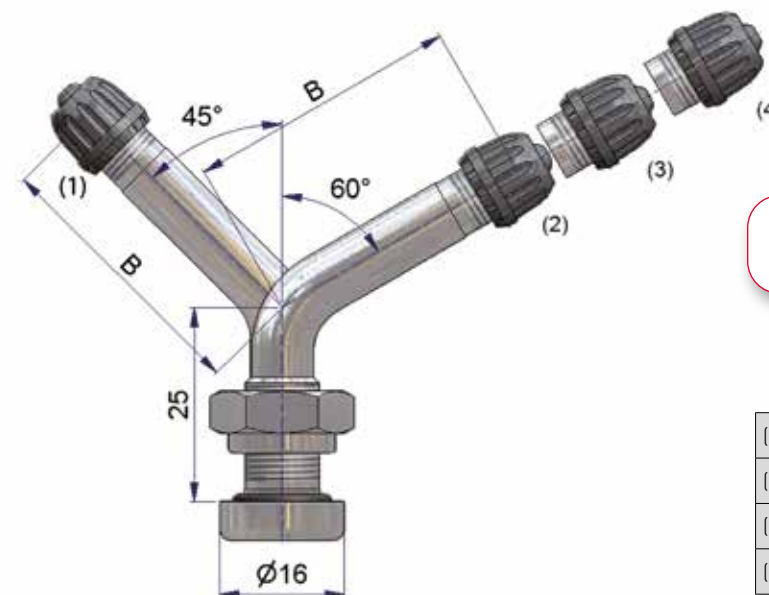
(V3.22.1)	Quantity per box	Spare washer
<b>R-2123-2</b>	10	R-1419-2
<b>R-2123-3</b>	100	
<b>R-2123-7</b>	250	

Valve with oval shape foot for vehicles equipped with Mercedes (Actros), Scania, Man, Volvo disc brakes. Zinc bichromate nut.

## TUBELESS VALVES IN NICKEL-COATED BRASS - ALCOA® ALLOY RIMS

### ► DROP-CENTRE RIMS

9.7

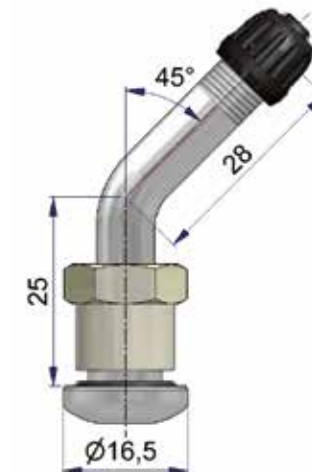


- Nut torque: 10 to 12 N.m.
- Replace the O-ring each time you remove the tire

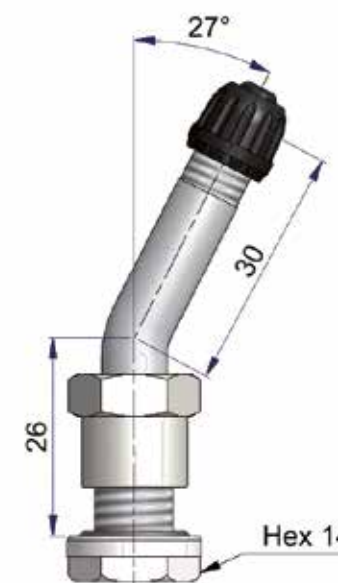
	TR no.	B	Quantity per box	Spare washer
(1)	<b>33645-68</b>	TR 543 C	35	41361-68
(2)	<b>S-4295-2</b>	TR 543 D	35	
(3)	<b>S-4297-2</b>	TR 544 D	50	
(4)	<b>42132-68</b>	TR 545 D	66	



(V3.20.1)	Quantity per box	Spare washer
<b>41534-68</b>	10	R-1419-2



(V3.22.1)	Quantity per box	Spare washer
2123 nickel-coated <b>42729-68</b>	10	R-1419-2



	Quantity per box	Spare washer
<b>42168-68</b>	10	41686-68

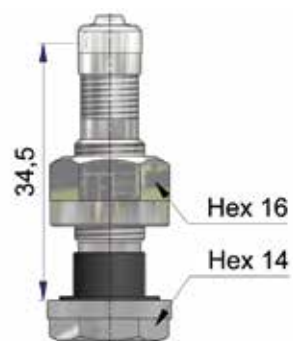


## TUBELESS VALVES IN NICKEL-COATED BRASS - ALCOA® ALLOY RIMS

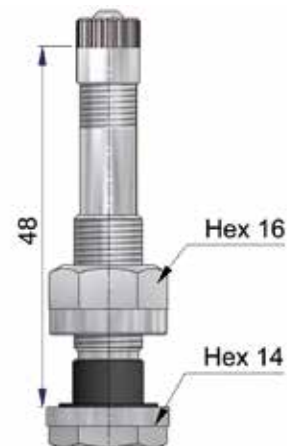
### FOR DROP-CENTRE RIMS

9.7

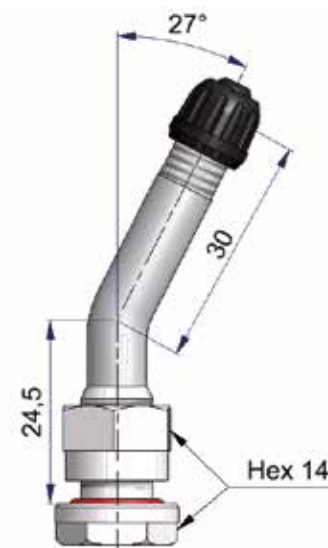
Nut tightening torque: 9 to 16 N.m.



Alcoa 40 MS-00N	Quantity per box
<b>65769-68</b>	10



Alcoa 54 MS-00N	Quantity per box
<b>65757-68</b>	10



	Quantity per box	Spare washer
<b>41684-68</b>	10	41686-68



TR 554 D	Quantity per box
<b>65760-68</b>	10



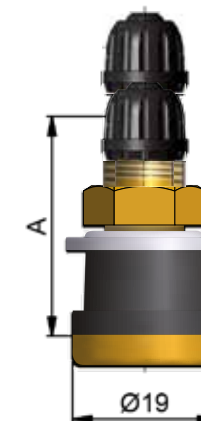
Alcoa 70 MS-07N2	Quantity per box
<b>65758-68</b>	10

## TUBELESS VALVES

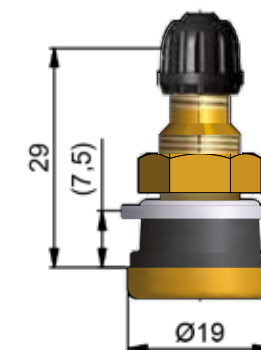
### FOR DROP-CENTRE RIMS

16

Nut tightening torque: 4 to 6 N.m.

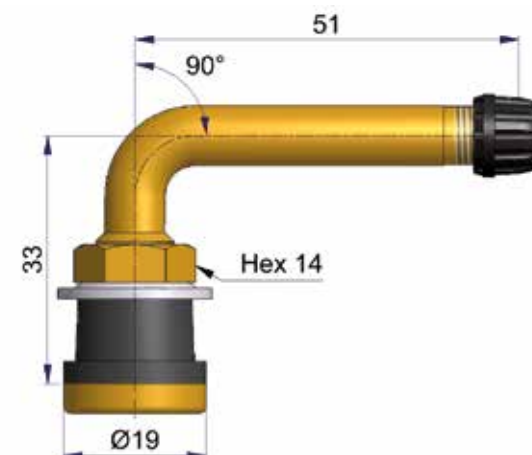


	TR no.	ETRTO no.	A	Quantity per box	Spare washer
(1)	<b>R-2027-2</b>	TR 575	[V3.21.1]	29	10
(1)	<b>R-2027-7</b>	TR 575	[V3.21.1]	29	250
(2)	<b>S-4591-2</b>	TR 501	[V3.21.2]	38	10

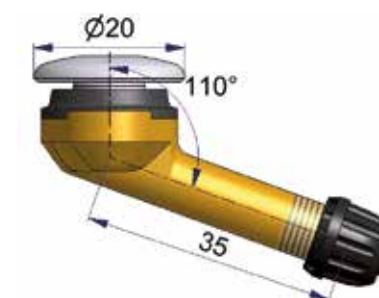


TR 575 [V3.21.1] Short washer	Quantity per box	Spare washer
<b>41788-68</b>	10	35439-68

Nut tightening torque:  
13 to 15 N.m.



TR 570 C [V3.21.9]	Quantity per box	Spare washer
<b>41518-68</b>	10	37519-68



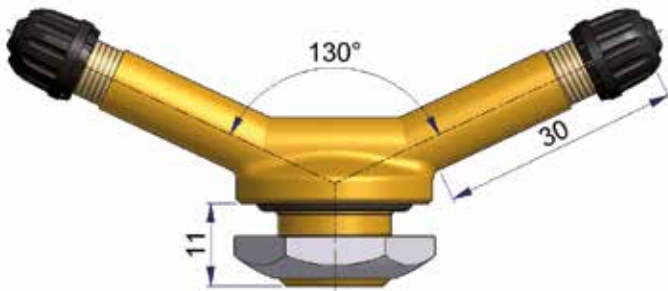
Scania Valve	Quantity per box
<b>R-2112-2</b>	10

TUBELESS VALVES

FOR DROP-CENTRE RIMS

16

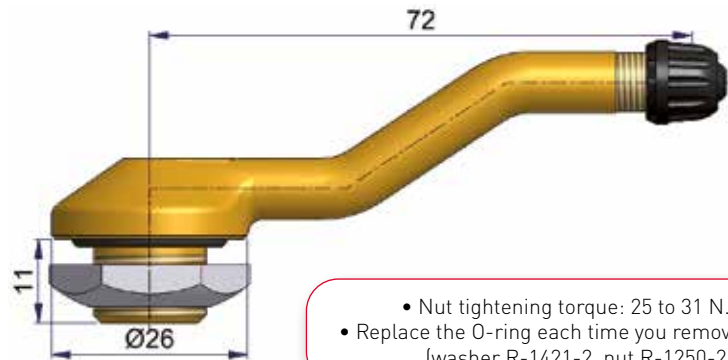
Nut tightening torque: 33 to 37 N.m.



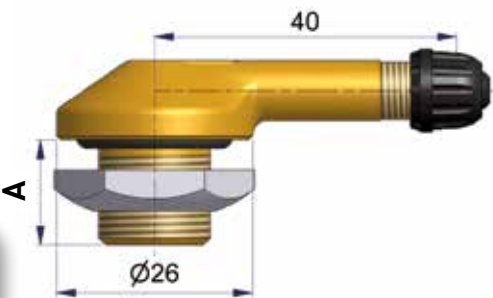
	Quantity per box	Spare washer
R-1581-1	1	R-1421-2
R-1581-2	10	

FOR DROP-CENTRE RIMS

16



- Nut tightening torque: 25 to 31 N.m.
- Replace the O-ring each time you remove the tire. (washer R-1421-2, nut R-1250-2)



	ETRTO no.	A	Quantity per box
R-1294-2	(V3.12.1)	11	10
R-1294-7	(V3.12.1)	11	250

(V3.14.1)

R-0806-2

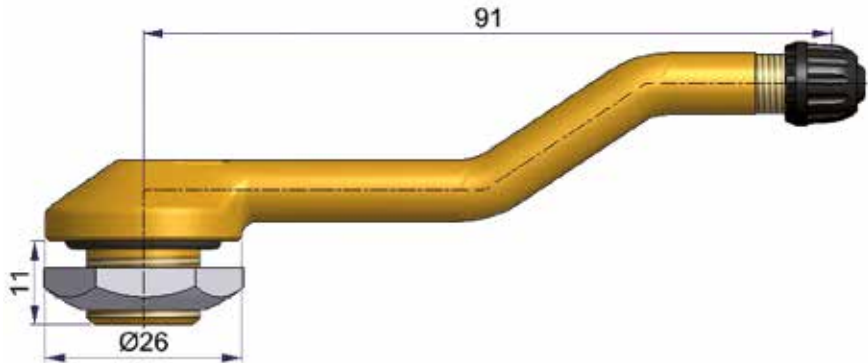
Quantity per box

10

TUBELESS VALVES

FOR DROP-CENTRE RIMS

16

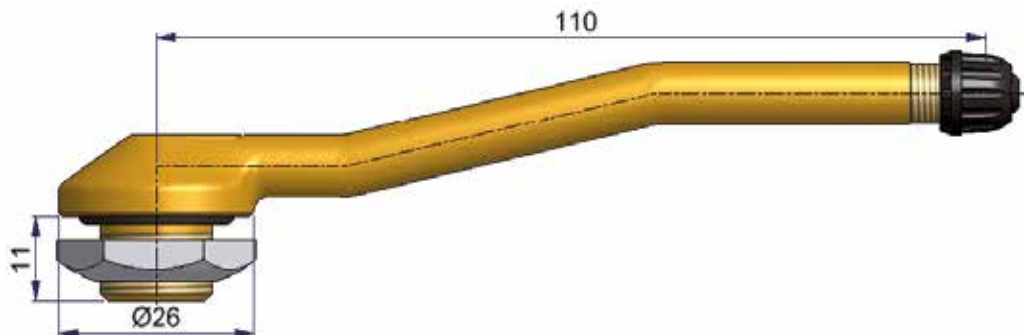


(V3.14.2)  
(For 11 x 22.5)

R-0808-2

Quantity per box

10



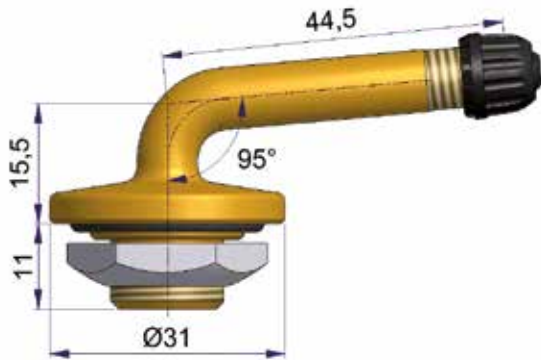
Quantity per box

R-1632-2

10

FOR FLAT RIMS

20.5

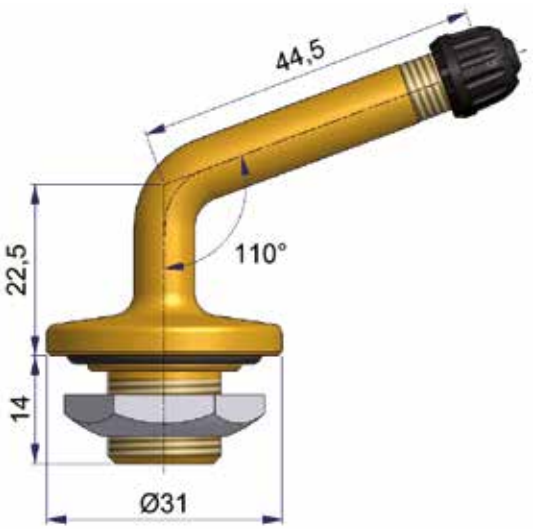


(V3.15.2)  
For underground

R-1051-2

Quantity per box

10



(V3.15.1)  
For underground

R-1089-2

Quantity per box

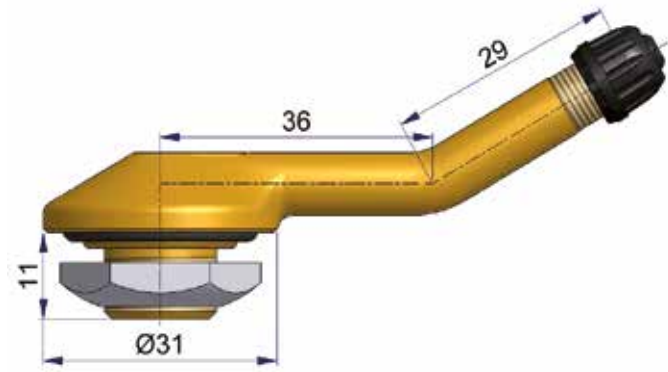
10

# TUBELESS VALVES

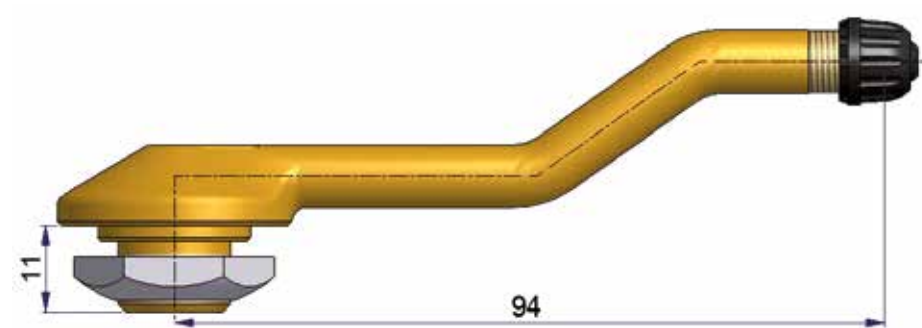
FOR FLAT RIMS

20.5

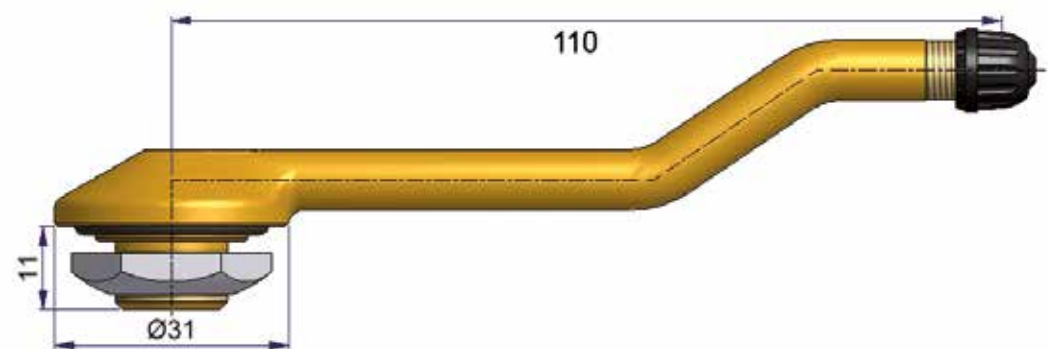
- Nut tightening torque: 25 to 31 N.m.
- Replace the O-ring each time you remove the tire.  
(washer R-1421-2, nut R-1250-2)



(V3.16.1)	Quantity per box
<b>R-1013-2</b>	10



	Quantity per box
<b>R-0915-2</b>	10



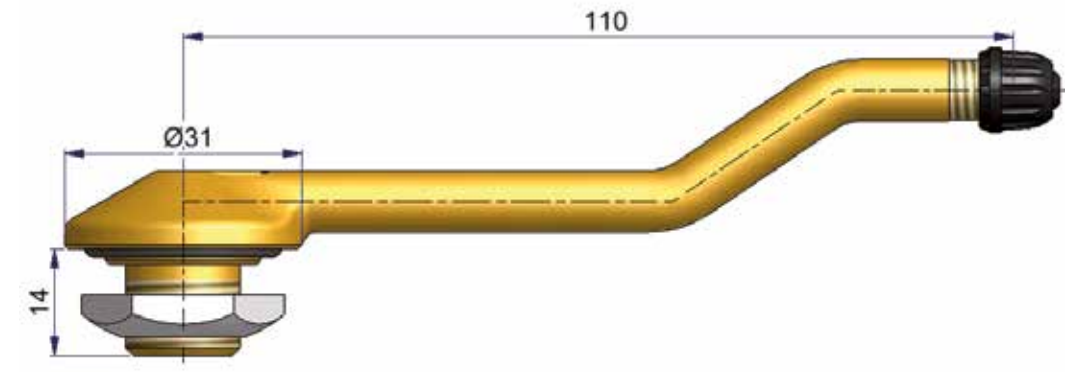
(V3.18.1)	Quantity per box
<b>R-0907-2</b>	10

# TUBELESS VALVES


FOR FLAT RIMS

20.5

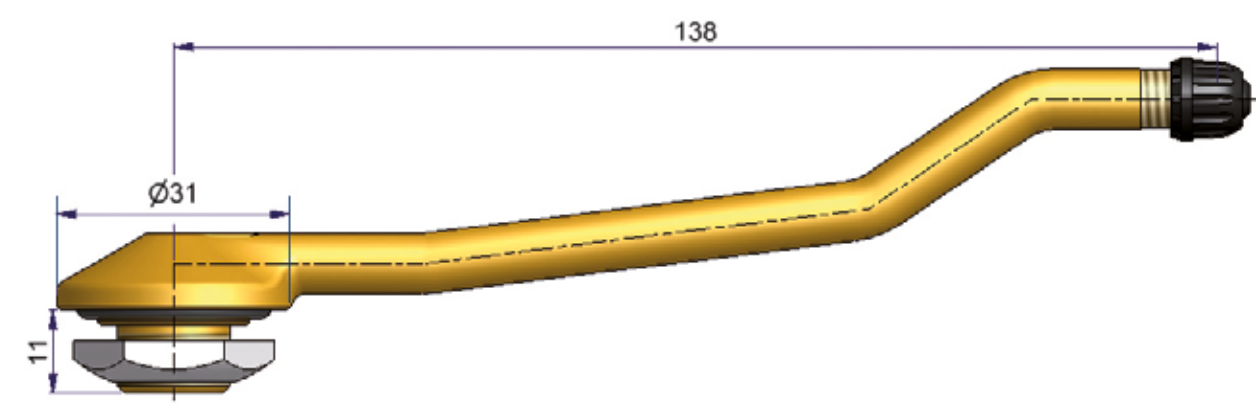
- Nut tightening torque: 25 to 31 N.m.
- Replace the O-ring each time you remove the tire.  
(washer R-1421-2, nut R-1250-2)



	Quantity per box
<b>R-1549-2</b>	10



(V3.18.2)	Quantity per box
<b>R-0920-2</b>	10



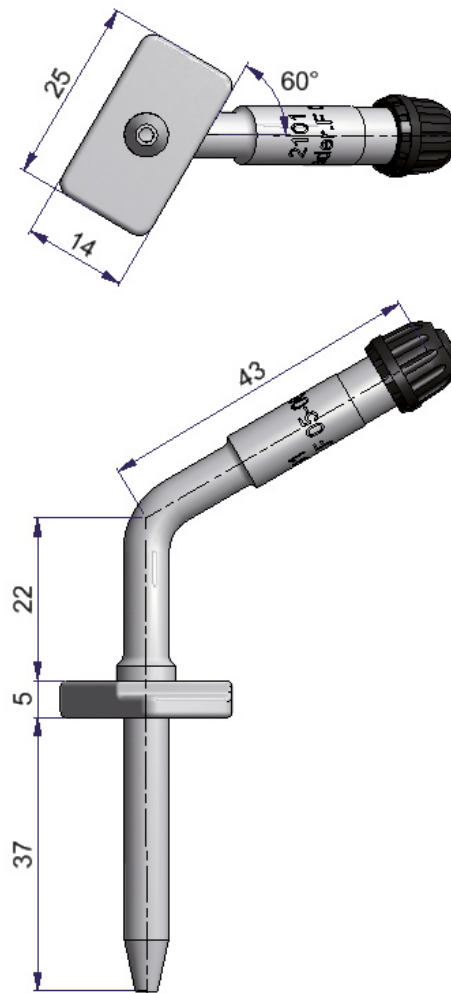
(V3.19.1)	Quantity per box
<b>R-0911-2</b>	10



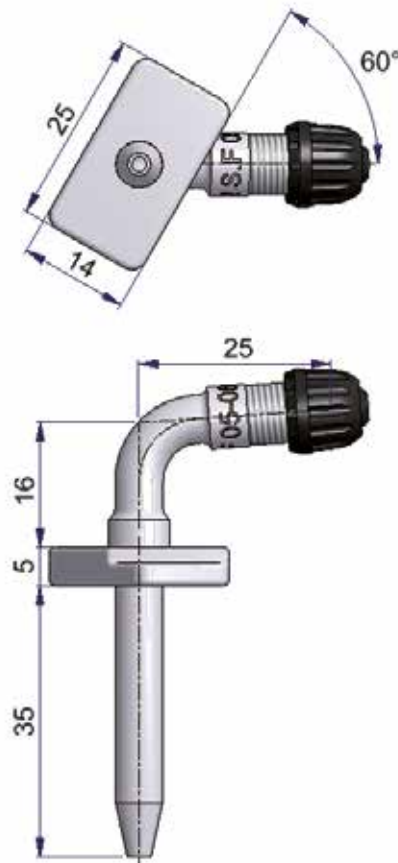
## GUIDING FLANGE VALVES - NICKEL-COATED




For industrial wheel with airtight ring.



Quantity per box
<b>R-2101-2</b> 10



Quantity per box
<b>R-2102-2</b> 10



Quantity per box
<b>41703-68</b> 10

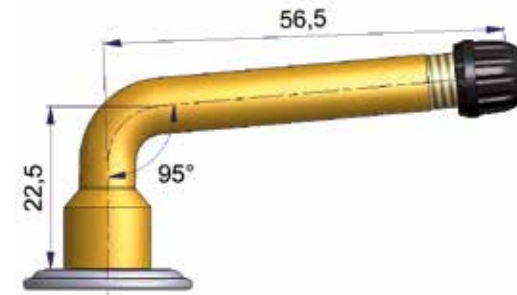
## VALVES FOR INNER TUBES




### STRAIGHT AND SINGLE-BEND UNIVERSAL SCREW-ON VALVES

Valves come assembled with washer R-0569-3.

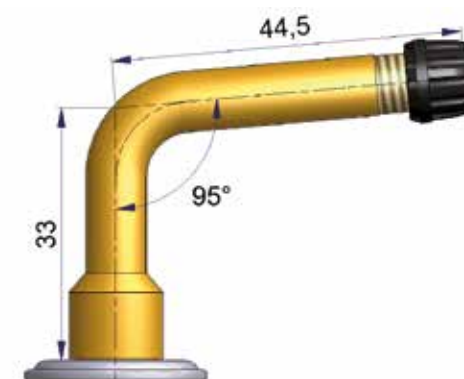
- Replace the sealing washer each time you dismount the tire.



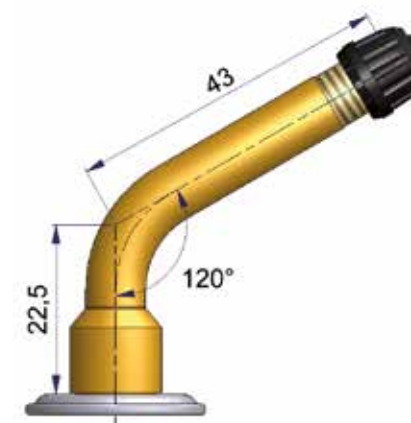
Quantity per box
<b>R-0750-2</b> 10



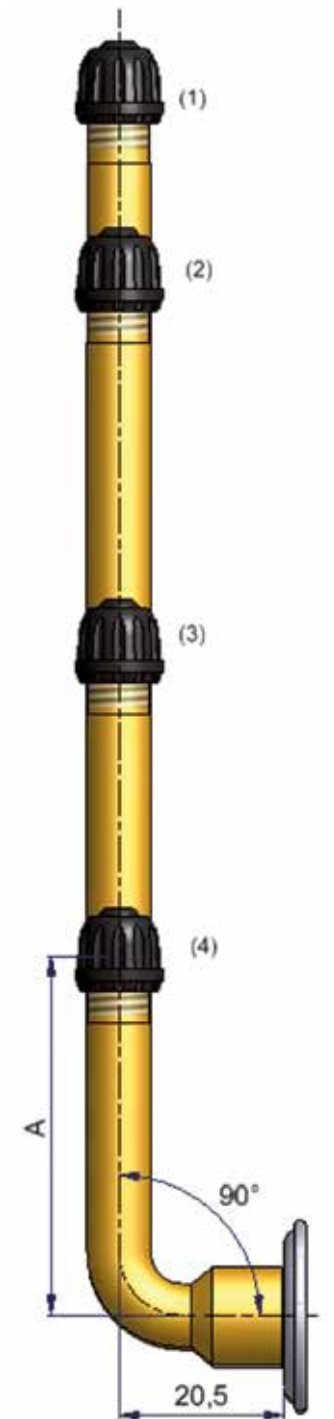
Quantity per box
<b>R-0572-2</b> 10



Quantity per box
<b>R-0576-2</b> 10



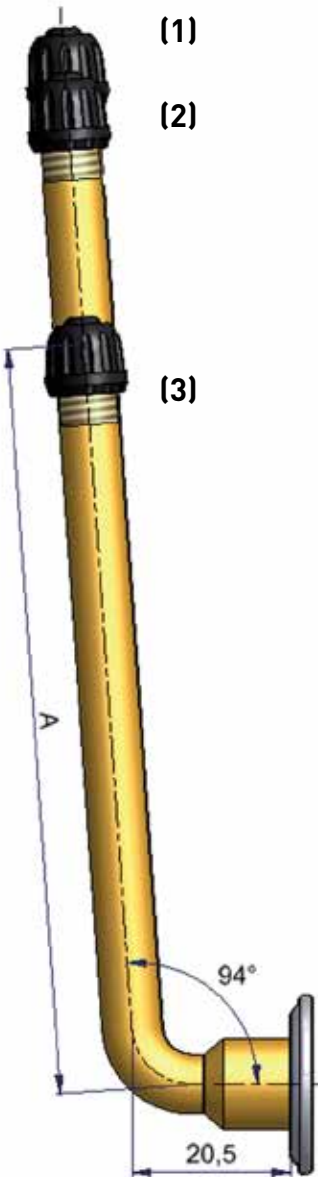
Quantity per box
<b>R-0570-2</b> 10



	ERTO no.	A	Quantity per box
(1)	<b>R-0752-2</b> [V3.02.17]	156,6	10
(2)	<b>R-0751-2</b> [V3.02.13]	133,5	
(3)	<b>R-1005-2</b>	86	
(4)	<b>R-1003-2</b> [V3.02.5]	47,5	

VALVES FOR INNER TUBES

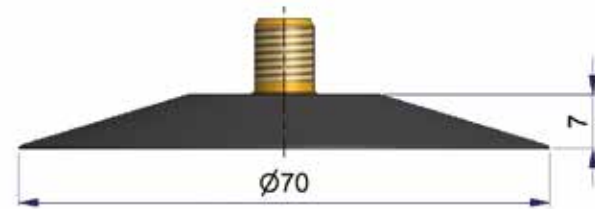
STRAIGHT AND SINGLE-BEND UNIVERSAL SCREW-ON VALVES



- Valves come assembled with washer R-0569-3.
- Replace the sealing washer each time you dismount the tire

		ETRTO no.	A	Quantity per box
(1)	R-1158-2	(V3.02.14)	138.5	10
(2)	R-1157-2	(V3.02.12)	132	
(3)	R-1156-2	(V3.02.9)	99.5	

CONNECTORS FOR UNIVERSAL STEMS



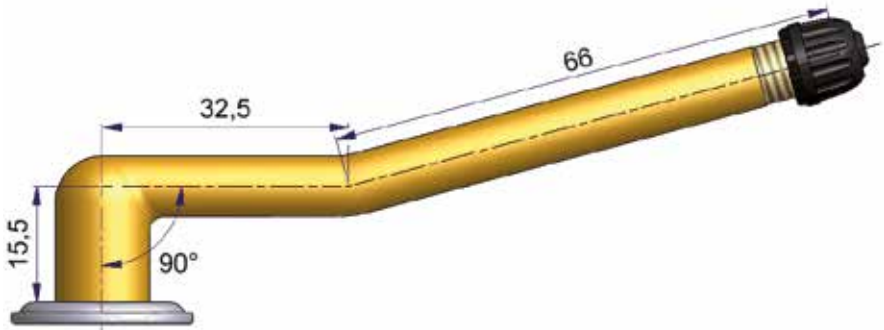
- The connectors used with hot vulcanization are provided machined.
- The connectors used with cold vulcanization are provided without machining, the base coated with bonding tape.
- Lip seal R-0569-3.

(V3.08.2)	Vulcanization	Quantity per box
S-4014-2	Hot	10
S-4142-1	Cold	1

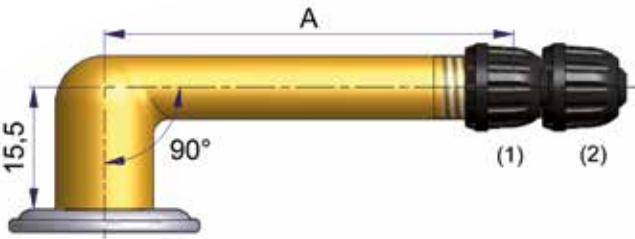
VALVES FOR INNER TUBES

SPUDS FOR UNIVERSAL SCREW-ON VALVES

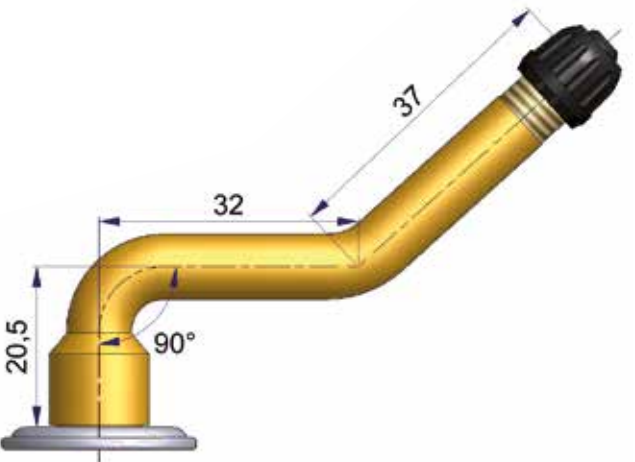
Change the sealing washer each time you remove the tire (R-0569-3).



	Quantity per box
R-1221-2	10



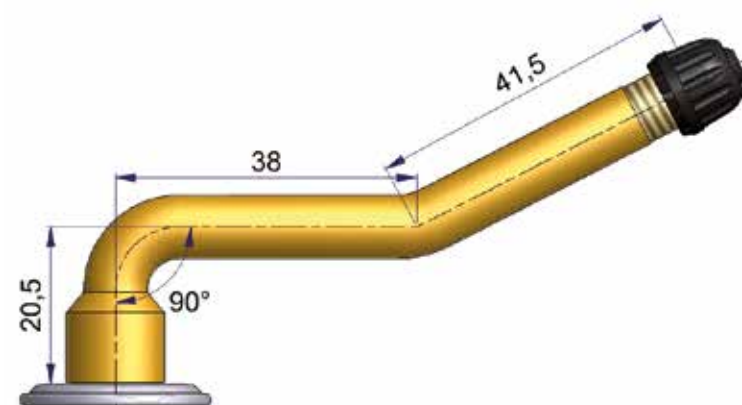
	A	Quantity per box
(1) R-1081-2	51.5	10
(2) R-1465-2	61.5	



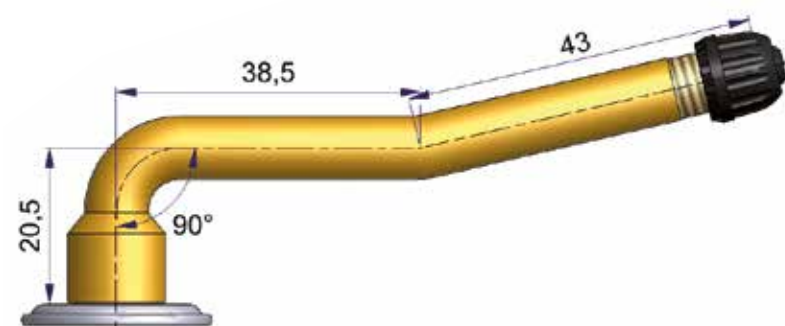
	Quantity per box
R-0578-2	10



## DOUBLE-BEND UNIVERSAL SCREW-ON VALVES

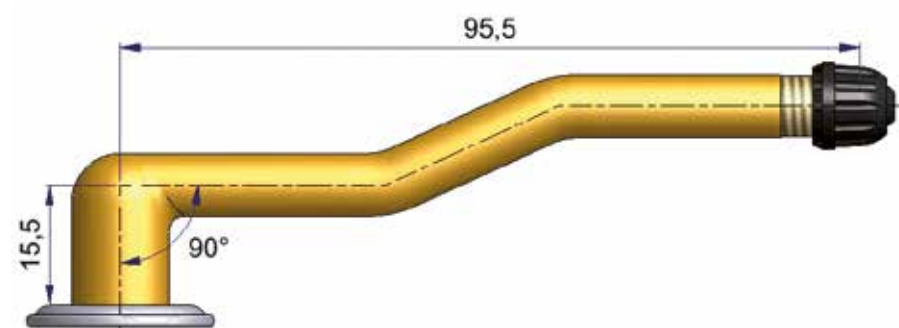


	Quantity per box
<b>R-0579-2</b>	10



(V3.04.2)	Quantity per box
<b>R-1198-2</b>	10

## LOW TRIPLE-BEND UNIVERSAL SCREW-ON VALVES

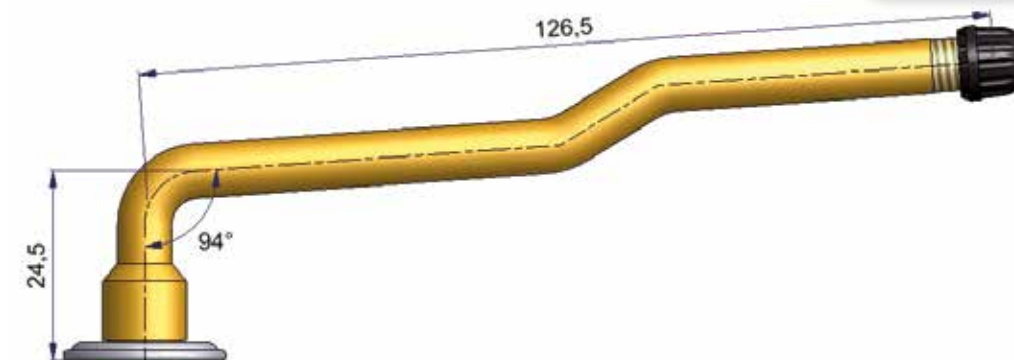


(V3.07.1)	Quantity per box
<b>R-1007-2</b>	10

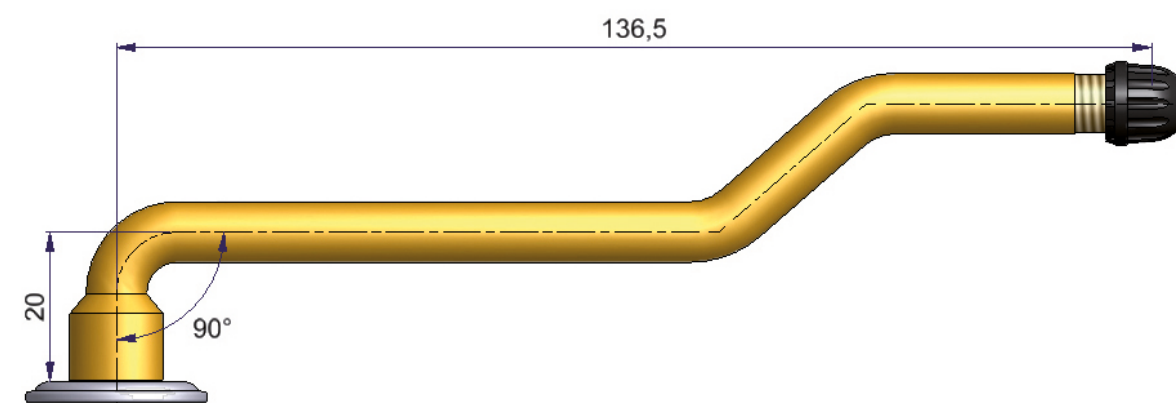
## VALVES FOR INNER TUBES

### TRIPLE-BEND UNIVERSAL SCREW-ON VALVES

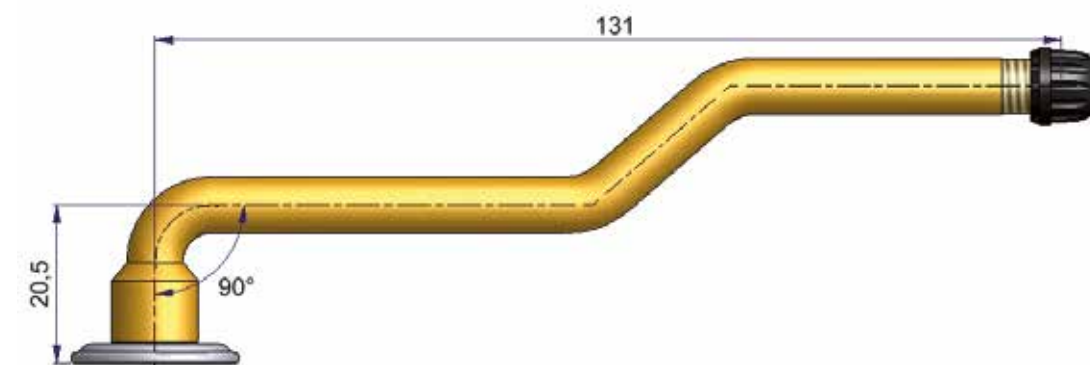
Change the sealing washer each time you remove the tire (R-0569-3).



(V3.06.8)	Quantity per box
<b>R-1123-2</b>	10



(V3.06.6)	Quantity per box
<b>R-0819-2</b>	10

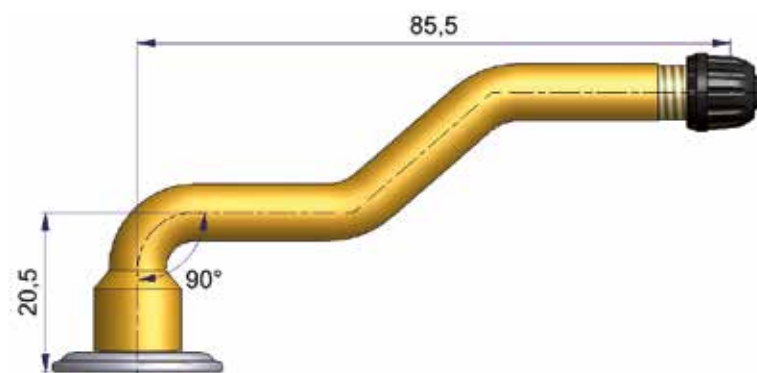


(V3.06.5)	Quantity per box
<b>R-0582-2</b>	10



## VALVES FOR INNER TUBES

### ► TRIPLE-BEND UNIVERSAL SCREW-ON VALVES

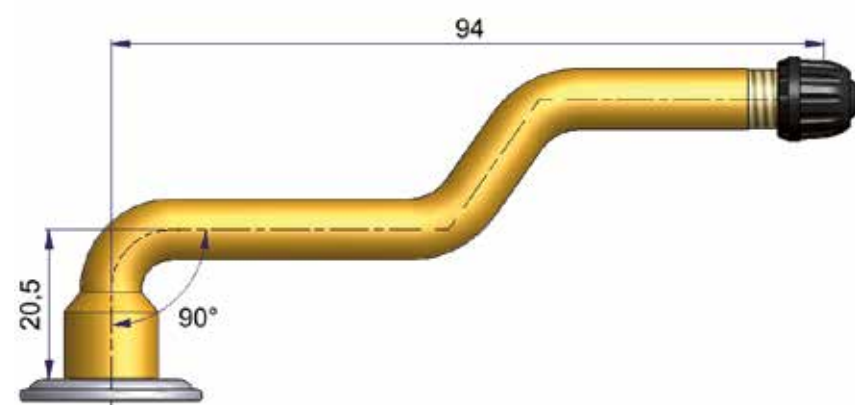


(V3.06.1)

Quantity per box

**R-0922-2**

10



(V3.06.2)

Quantity per box

**R-0580-2**

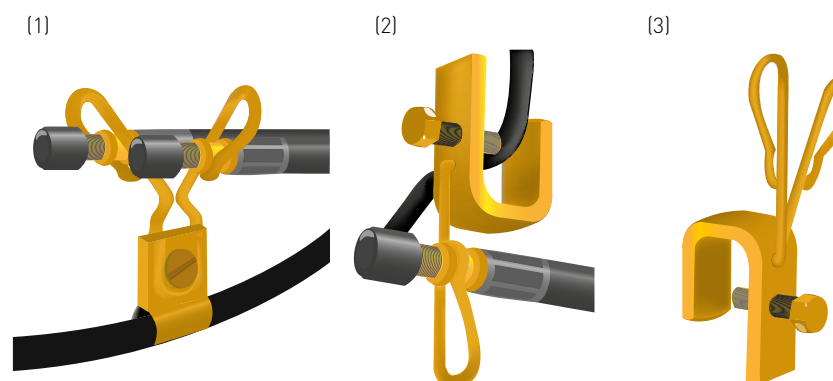
10

Change the sealing washer each time you remove the tire (R-0569-3).

## FLEXIBLE EXTENSIONS AND LUGS



- Rotating nut tightness torque:
- During the assembly of an extension, make sure that the space in the rim has no sharp edges that could damage the extension during rolling.



### ► STRAIGHT FLEXIBLE EXTENSIONS

10 pieces per bag	50 pieces per bag	W. (mm)
<b>41315-68</b>	<b>41315-71</b>	75
<b>41316-68</b>	<b>41316-71</b>	105
<b>41317-68</b>	<b>41317-71</b>	125
<b>41318-68</b>	<b>41318-71</b>	140
<b>41319-68</b>	<b>41319-71</b>	160
<b>41320-68</b>	<b>41320-71</b>	180
<b>41321-68</b>	<b>41321-71</b>	210
<b>41322-68</b>	<b>41322-71</b>	270
<b>41323-68</b>	<b>41323-71</b>	340
<b>41324-68</b>	<b>41324-71</b>	370
<b>41325-68</b>	<b>41325-71</b>	430
<b>41326-68</b>	<b>41326-71</b>	490
<b>41327-68</b>	<b>41327-71</b>	695

### ► FLEXIBLE VALVE EXTENSION LOTS

	Contents of the lot	Lots per box
<b>43770-68</b>	2 X 41321 + 1 x R-1431	10

### ► BENT FLEXIBLE EXTENSIONS

10 pieces per bag	W. (mm)
<b>43771-68</b>	140
<b>42016-68</b>	210
<b>43772-68</b>	290
<b>41776-68</b>	360
<b>41777-68</b>	460

### ► CLAMPING LUGS FOR THE FLEXIBLE EXTENSIONS

		Quantity per box
(1)	<b>R-1431-2</b>	10
(1)	<b>R-1431-3</b>	100
(1)	<b>R-1431-6</b>	500
(2)	<b>R-1144-2</b>	10
(2)	<b>R-1144-3</b>	100
(2)	<b>R-1144-6</b>	500
(3)	<b>S-4998-2</b>	10

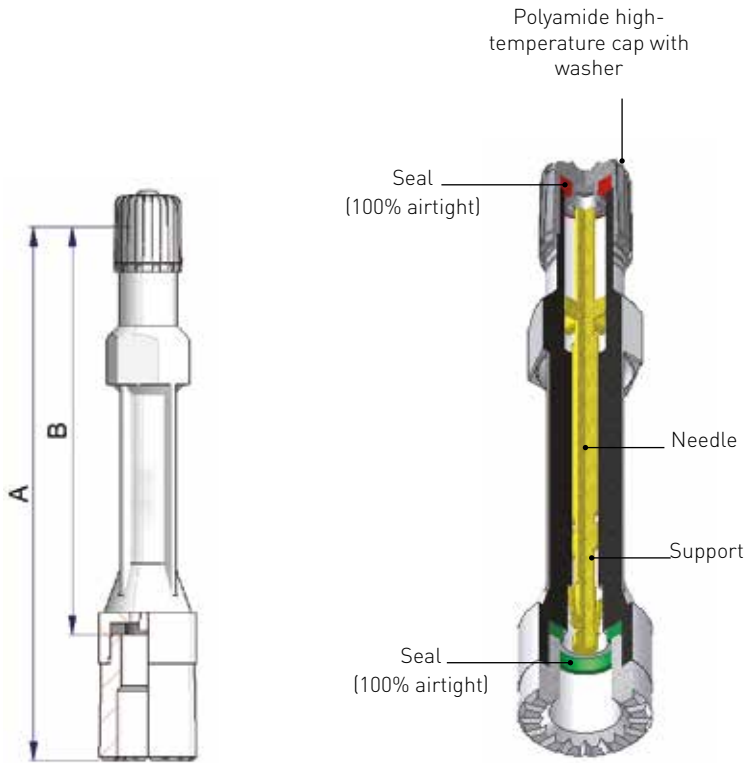
SCHRADER PACIFIC TIRE HARDWARE SOLUTIONS  
RIGID PLASTIC 100% AIRTIGHT EXTENSIONS

► LONG SKIRT



Valve mouth mounting torque:  
0.4 to 0.7 N.m.

► SHORT SKIRT



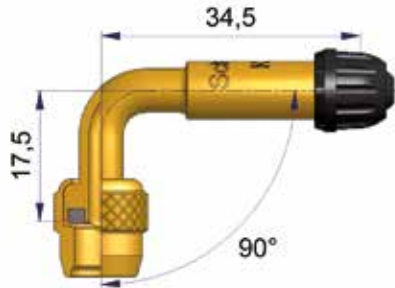
	Total length A (mm)	Useful length B (mm)	Quantity per box
42214-68	71	53.5	10
42214-69	71	53.5	100
42215-68	111	97.5	10
42215-69	111	97.5	100
42216-68	150	132.5	10
42216-69	150	132.5	100
42217-68	170	152.5	10
42217-69	170	152.5	100
42218-68	180	161	10
42218-69	180	161	100

	Total length A (mm)	Useful length B (mm)	Quantity per box
42563-68	61	53.5	10
43249-68	101	93.5	
42564-68	140	132.5	

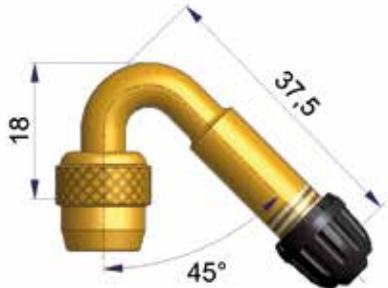
BRASS EXTENSIONS

► RIGID BENT EXTENSIONS

Rotating nut tightness torque:



	Quantity per box
R-1197-2	10
R-1197-3	100

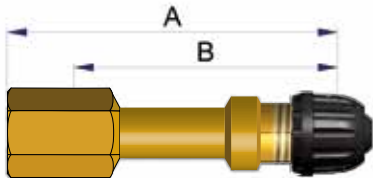


	Quantity per box
42253-68	10
42253-69	100

► STRAIGHT RIGID NICKEL-COATED BRASS EXTENSIONS

Valve mouth mounting torque: 0.3 to 0.7 N.m.

(1) Short skirt



(2) Long skirt

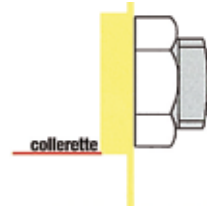


	Total length (A mm)	Useful length (B mm)	Quantity per box
(1) S-4584-2	42.5	34	10
(2) S-4577-2	62.5	54	
(2) S-4551-2	86.5	78	
(2) S-4531-2	93.7	78	
(2) S-4529-2	102.5	94	
(2) S-4517-2	109.7	94	
(2) S-4504-2	128.7	113	
(2) S-4134-2	140.7	127	
(2) R-3552-2	178	152	

## LOOSE WHEEL NUT INDICATORS

### CHECKPOINT®

Wheels without hub cap




Position the **CHECKPOINT®** with the neck ring against the nut.

	Ø (mm)	Pieces per bag
<b>61370-69</b>	32	100
<b>61369-69</b>	33	

For other sizes of Checkpoint® red, contact us

### DUSTITE® LR

Wheels with hub cap



Push the **DUSTITE® LR** down to the bottom of the nut. Use the arrows as grips to remove them.

	Ø (mm)	Pieces per bag
<b>61368-71</b>	32	50
<b>61367-71</b>	33	

**DUSTITE® LR** is both a dust cap and a loose wheel nut indicator used on hub caps with bolt access.

For other sizes of Dustite® red, contact us



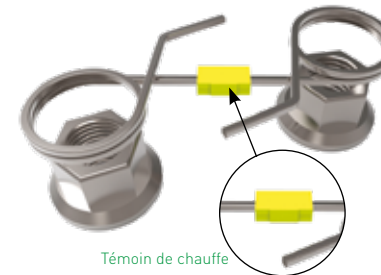
	Description
<b>61390-67</b>	DUSTITE Removal Tool



## LOOSE WHEEL NUT INDICATORS

### CHECKLOCK® SQ

Stainless steel nut retainer with centre-to-centre distance of 335 mm



	Ø (mm)	Pieces per bag
<b>66734-68</b>	32	10
<b>66735-68</b>	33	

### CHECKLINK®

Loose wheel nut indicator with retention eyelets.



	Ø (mm)	Pieces per bag
<b>66021-71</b>	30	50
<b>66022-71</b>	32	
<b>66023-71</b>	33	

### SAFE WHEEL™

Nut retainer ring with centre-to-centre distance of 335 mm



	Description	Pieces per bag
<b>66938-67</b>	Grey ring 32/33 mm for 10 nuts (nuts not included)	1

- The size in millimetres corresponds to the size of the nut, from flat end to flat end.  
The sizes of the indicators are always individually marked on the products.
- High-resistance polypropylene products.
  - Indication of wheel overheating (melts at over 120°C).

Chapter 2

BORE DIAMETER GAUGE:

The bore of "large-bore" valves is 3 times greater than the "standard bore".  
The bore of "super large bore" valves is 12 times greater than the "standard bore".

Large bore [LB]: 5mm (0.19")



Super large bore [SLB]: 11mm (0.44")



FARM VEHICLES AND EARTHMOVER VALVES



• Hydro-flotation connectors and ballasting pump .....	32
• Hydro-flotation valves for inner tubes.....	34
• Hydro-flotation valves for American type tubeless (LB).....	35
• Tubeless or euro inner tube valves (LB) .....	37
• Valves and spuds for American type tubeless (LB) .....	39
• Extensions and clamping lugs (LB).....	42
• Valves and extensions for Caterpillar® equipment.....	43
• Tubeless valves, spuds and extensions (SLB) .....	44



HYDRO-FLOTATION CONNECTORS AND BALLASTING PUMP




- Operating pressure: 7 bar.
- Supply with filtered and lubricated air. [see page 80]

	Description	Pieces per box
67115-67	Ballasting pump Dimensions: 40 x 40 x 50 cm Weight: 19 kg	1

- For water ballasting (or other antifreeze products) of tractor and earthmover tires.
- Pneumatic diaphragm pump. Flow 140 L/min.
- Delivered complete with pressure gauge, air regulator and lubricator.
- Suction hoses L = 4 m and filling hoses L = 3m, connections on hydro-flotation valve.



HYDRO-FLOTATION CONNECTORS AND BALLASTING PUMP



	65021-67	65022-67
Designation	Connector for 80% water ballasting	Agricultural drainage tool
Quantity per box	1	1



	37-099	67120-67	65922-67	66779-67
Designation	Complete ballasting connector 1/2"	Repair kit for hydro-flation connector 37-099	Spare nipple for hydro-flation connector 37-099 (teflon washer included)	Quick coupler for water ballasting
Quantity per box	1	1	1	1



	Description	Quantity per box
67152-67	3-way valve for pump 67115-67	1

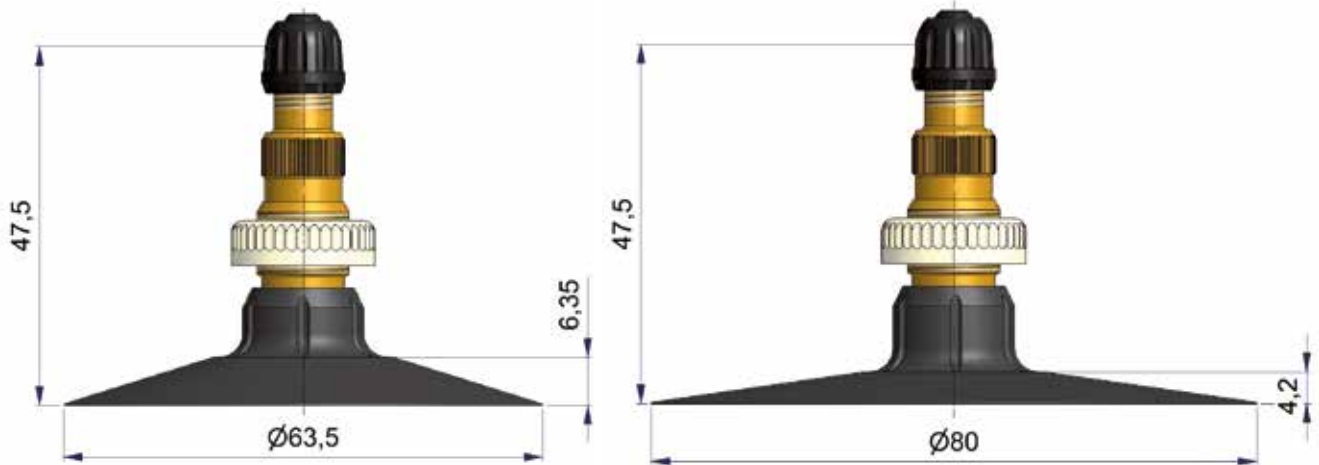
HYDRO-FLOTATION VALVES FOR INNER TUBES



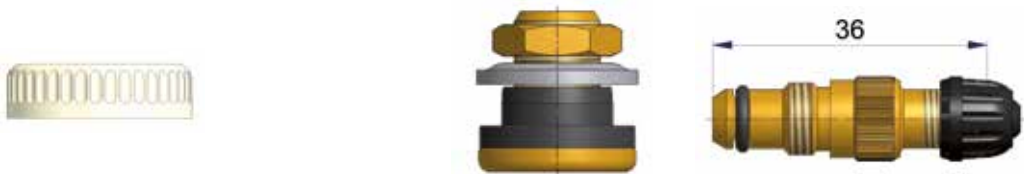
(\*) COLD CURE VALVES:

- (\*) Thoroughly buff the tube.
- Apply a thin layer of tire cement for cold cure.
- Never use other products. Never use heat.
- Let dry completely. Remove protective film.
- Place the valve on the prepared surface.
- Roll with a knurling wheel to eliminate any trapped air.
- Remove valve core to pierce a hole with a pointed nail or awl.

Grease the coupler washer before mounting.

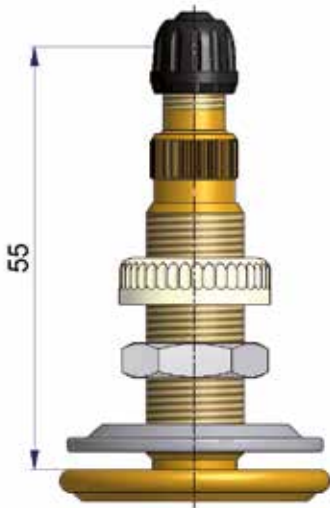


TR 218 A (V4.03.1)	R-1224-2	S-4015-1	S-4046-2	S-4047-1	S-4047-2
Vulcanization	hot	cold (*)	hot	cold (*)	
Base finish	machined, without bonding tape	not machined, with bonding tape	machined, without bonding tape	not machined, with bonding tape	
Pieces per bag	10	1	10	1	10
			For cold vulcanization, valve S-4047-1 has significant advantages, thanks to its large diameter, and allows for better adaptation than the standard model.		



	R-1225-2	R-1225-3	S-4385-1	R-1139-2
	(V9.14.1)			(V4.02.1)
Designation	Polyamide rim nut		Cap for farm valve hole	Hydro-flotation nipple
Quantity per box	10	100	1	10
O-ring seal	-	-	-	S-4013-2

HYDRO-FLOTATION VALVES FOR INNER TUBES

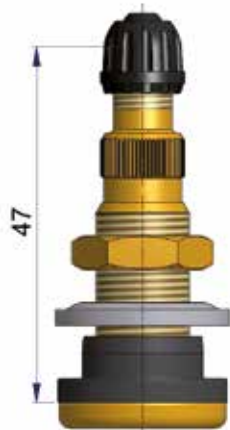


Rim nut torque:  
13 to 15 N.m.

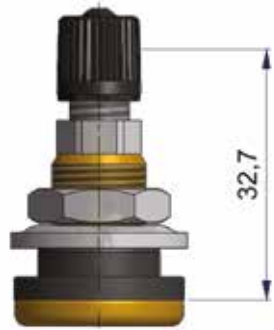
	Designation	Quantity per box
S-4011-2	Metal for repair	10

HYDRO-FLOTATION VALVES FOR AMERICAN TYPE TUBELESS (LB)

16



TR 618A (V5.15.1)	Quantity per box
R-1840-2	10
R-1840-3	100



TR618A short	Quantity per box
66852-68	10



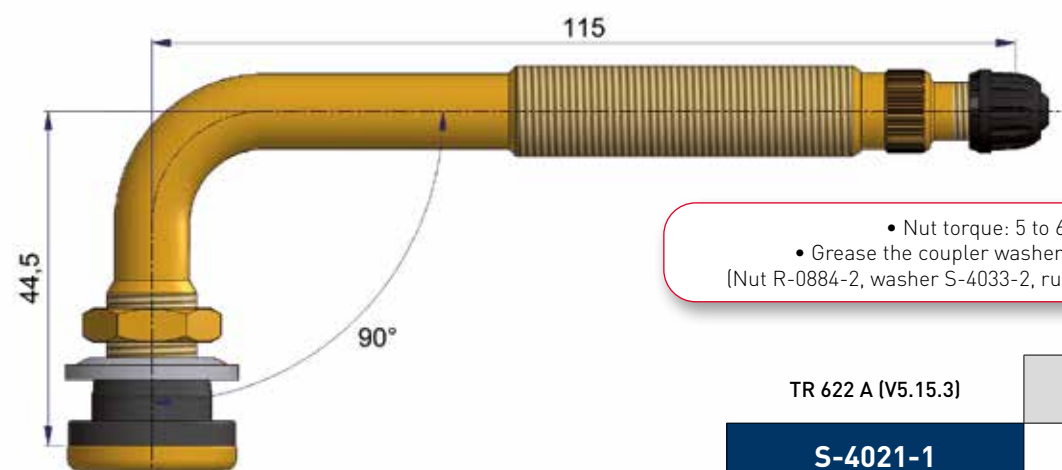
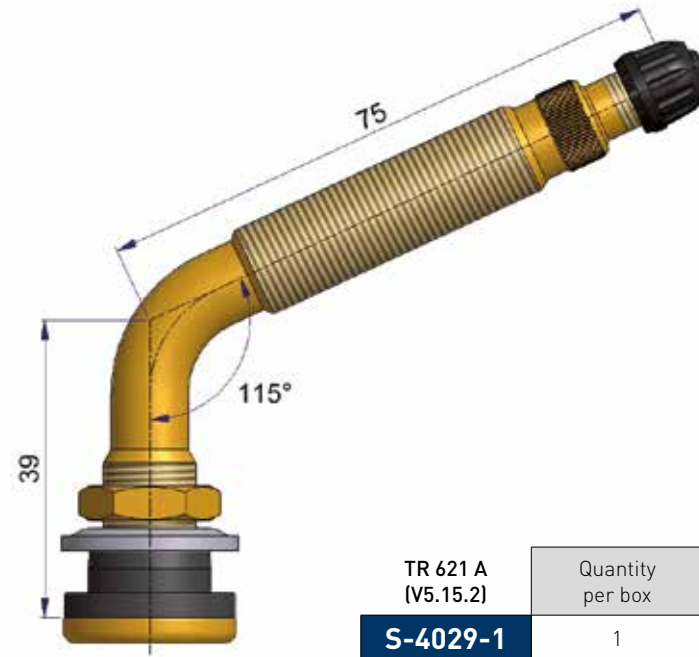
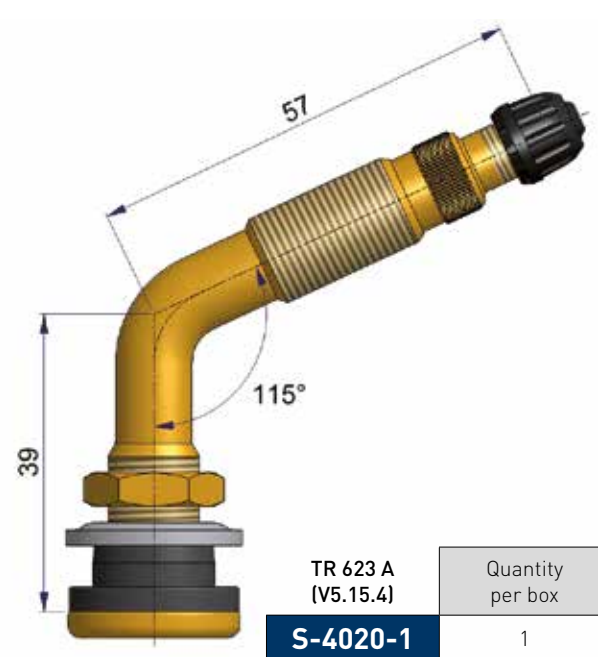
	Designation	Quantity per box
42176-68	Hydro-flotation valve with rubber	10

## HYDRO-FLOTATION VALVES FOR AMERICAN TYPE TUBELESS (LB)

16



- Nut torque: 5 to 6.1 N.m.
  - Grease the coupler washer before mounting.
- (Nut R-0884-2, washer S-4033-2, rubber grommet S-4031-2)



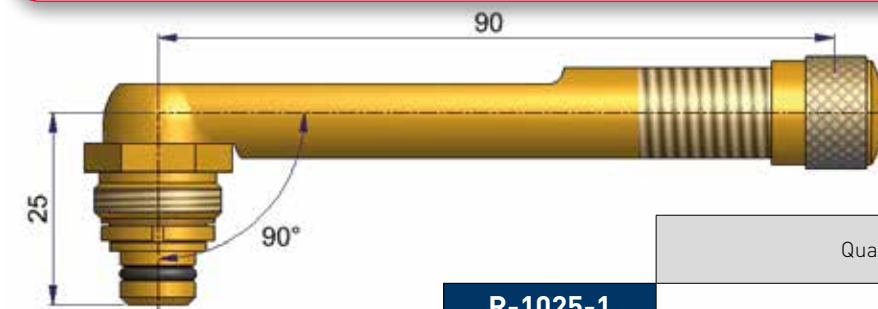
- Nut torque: 5 to 6.1 N.m.
  - Grease the coupler washer before mounting.
- (Nut R-0884-2, washer S-4033-2, rubber grommet S-4031-2)

TR 622 A (V5.15.3)	Quantity per box
<b>S-4021-1</b>	1

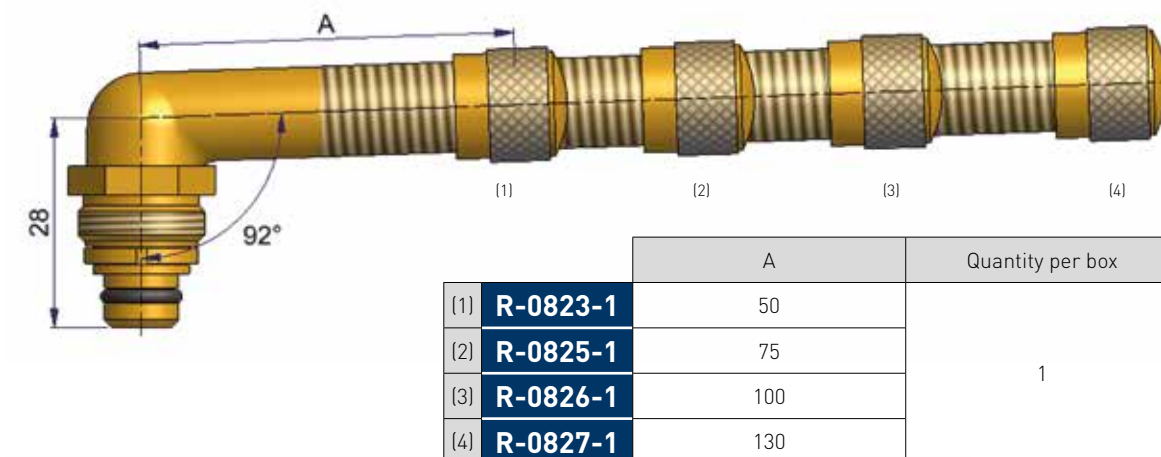
## TUBELESS OR EURO INNER TUBE VALVES (LB)



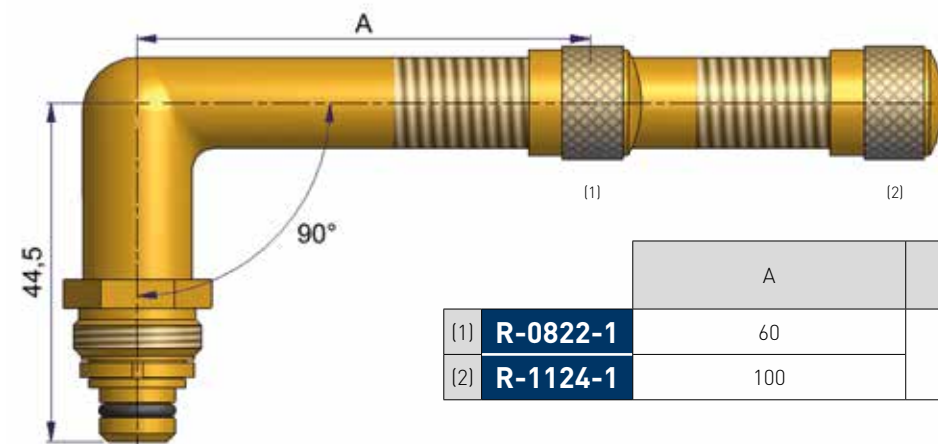
Grease the coupler washer before mounting. (O-ring S-4012-2)



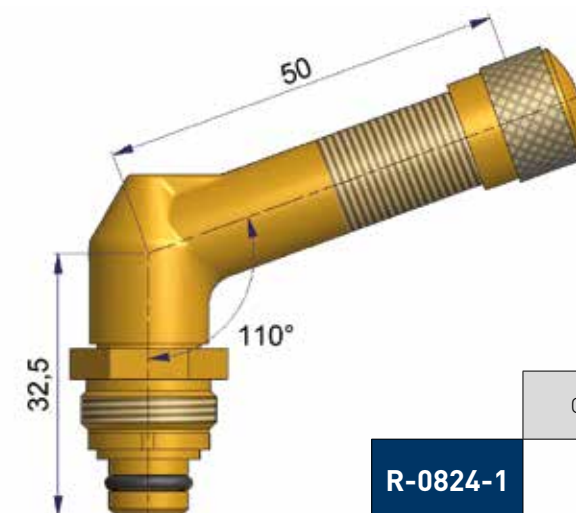
R-1025-1	Quantity per box
	1



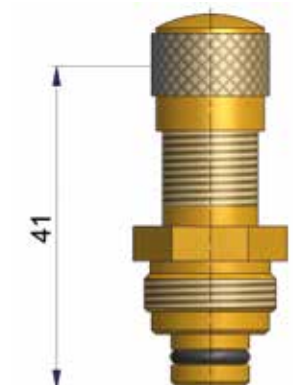
	A	Quantity per box
(1) <b>R-0823-1</b>	50	1
(2) <b>R-0825-1</b>	75	
(3) <b>R-0826-1</b>	100	
(4) <b>R-0827-1</b>	130	



	A	Quantity per box
(1) <b>R-0822-1</b>	60	1
(2) <b>R-1124-1</b>	100	



R-0824-1	Quantity per box
	1

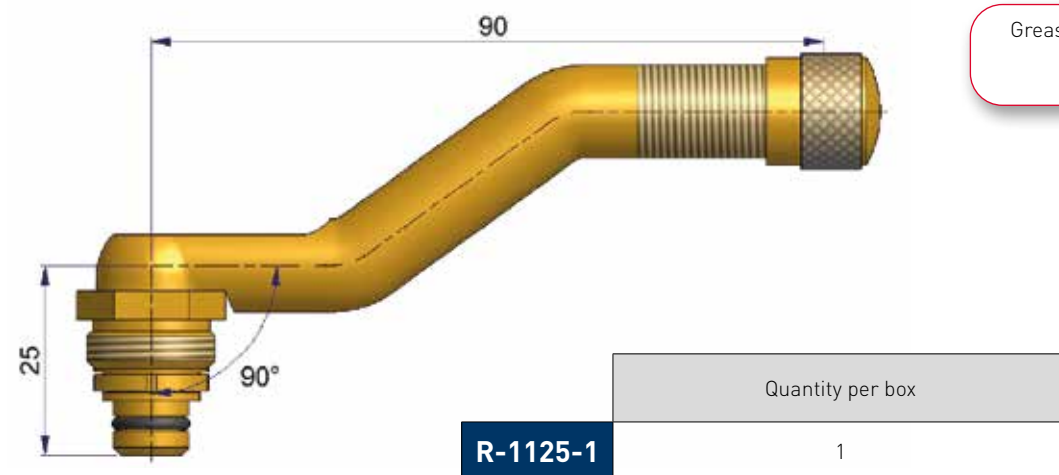
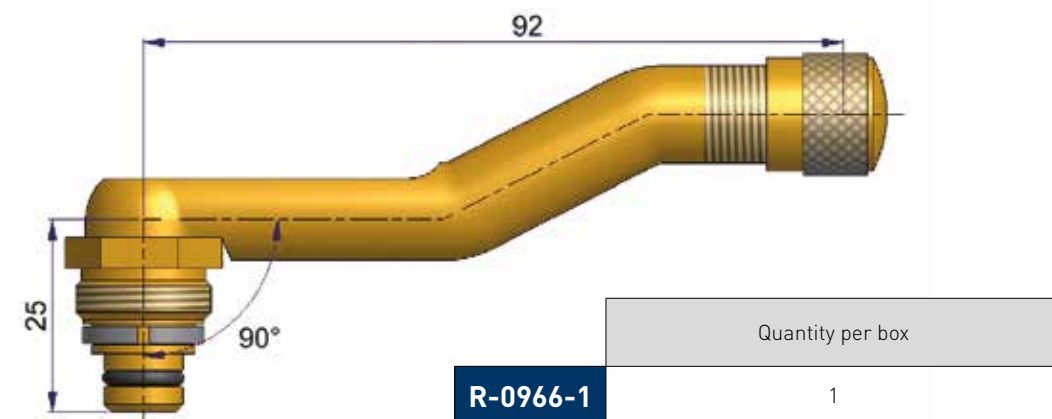


(V5.03.1)	Designation	Quantity per box
<b>R-1009-1</b>	For valves placed 100 mm from hook	1



## TUBELESS OR EURO INNER TUBE VALVES (LB)

### ► SWIVEL VALVES


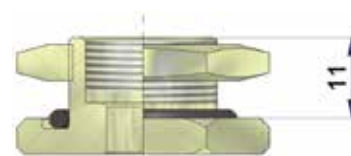


Grease the coupler washer before mounting.  
(O-ring S-4012-2)

### ► TUBELESS 20.5

Metal spud for swivel valve

Nut tightening torque 19 to 22 N.m. (O-ring seal R-1420-2)



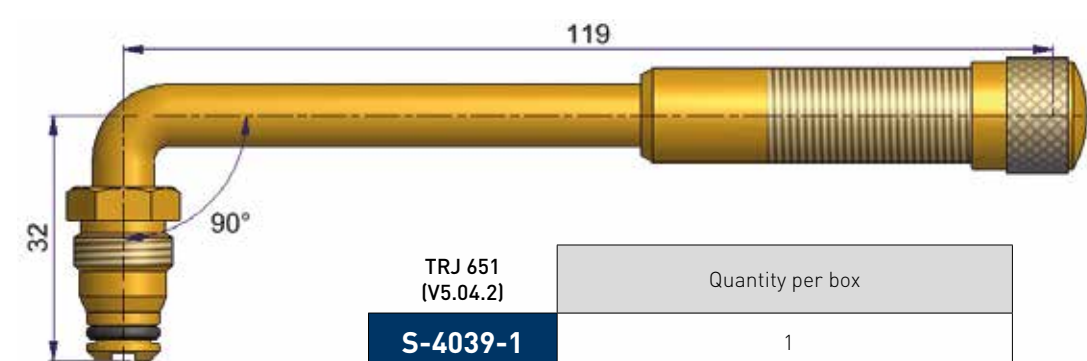

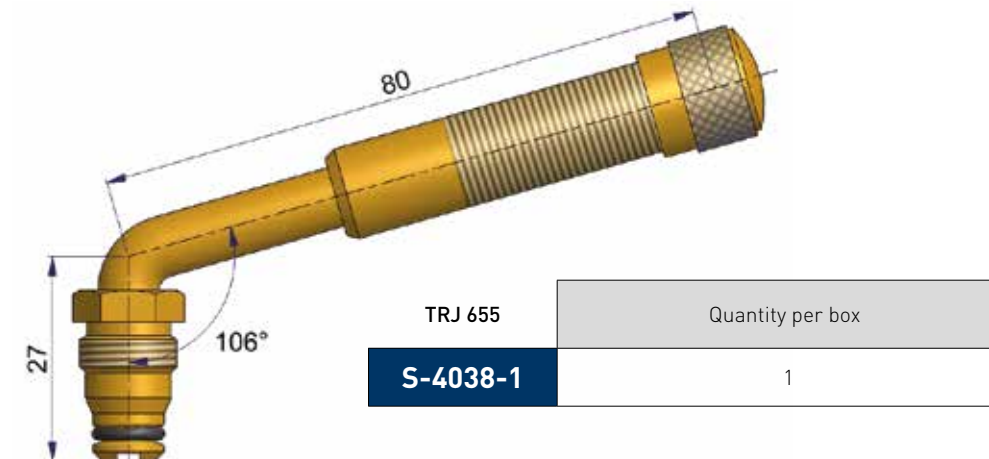

	R-0965-1	R-0829-1
Designation	Metal spud for countersunk rim hole	Metal spud for non-countersunk rim hole
Quantity per box	1	1

## VALVES FOR AMERICAN TYPE TUBELESS (LB)

### ► FOR SPUD

20.5

- Valve mounting torque: 7.7 to 8.8 N.m.
- Grease the coupler washer before mounting.
- These valves are used with spud R-1842-1. (O-ring S-4012-2)

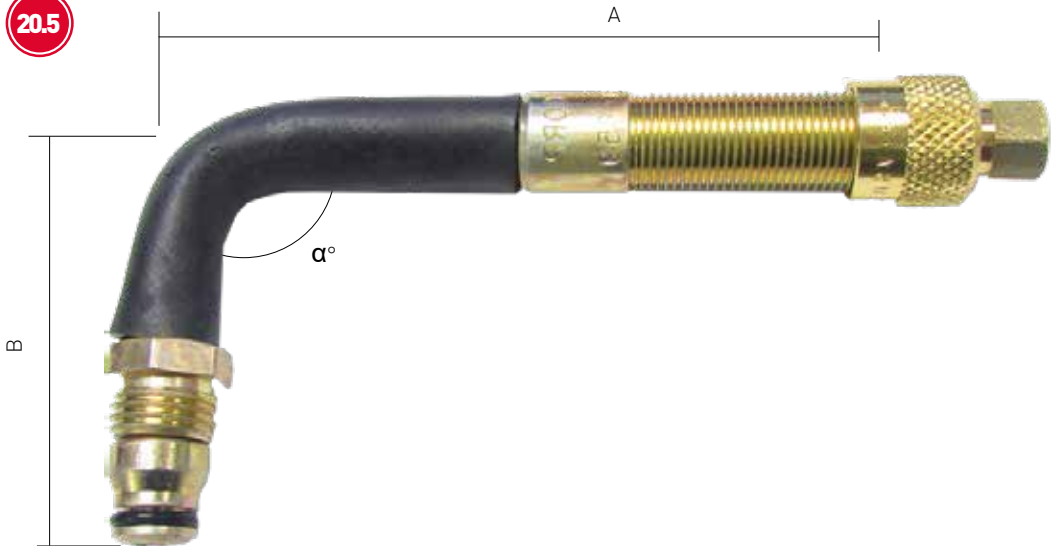




VALVES FOR AMERICAN TYPE TUBELESS (LB)

FOR SPUD

20.5



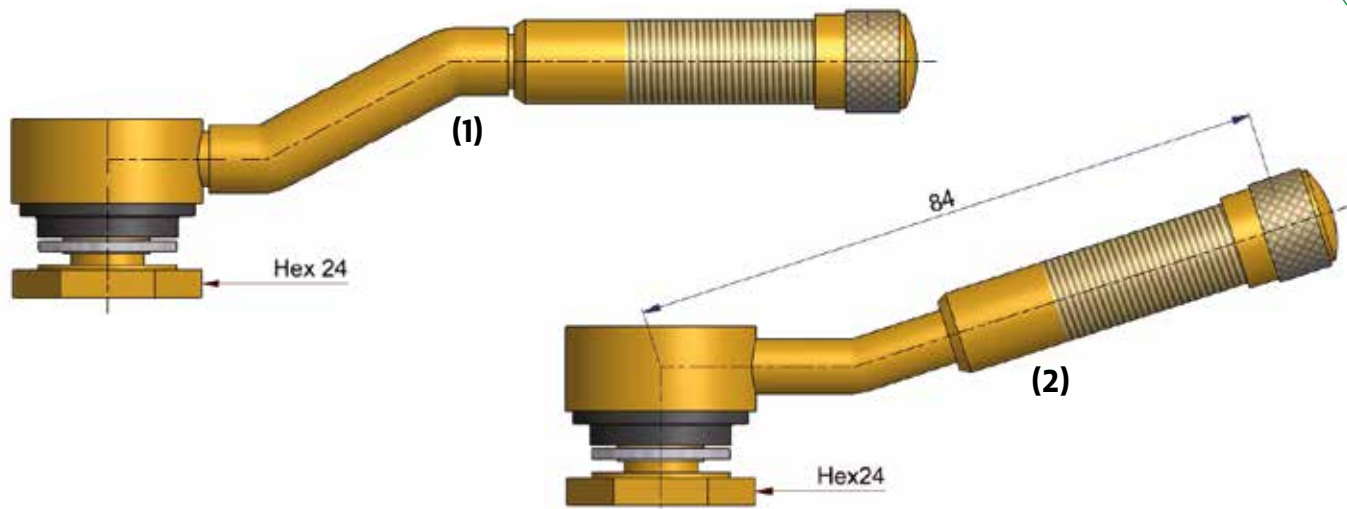
	61302-67	61303-67	61316-67	61317-67	61318-67
Code	WH-58-2-45C (*)	WH-50-J-659	WH-300-J-653	WH-45-5	WH-54-6
TR no.	-	J-659	J-653	J-4000-5	-
$\alpha^\circ$	45	90	80	80	90
Dimensions A (mm/ ") B (mm/ ")	50.8 / 2.482-26 27.4 / 1.08 1/2-20	88.9 / 3 1/2 50.4 / 1 57/64	63.5 / 2 1/2 27.4 / 2 5/64	127 / 5 27.4 / 1 5/64	152.4 / 6 60.8 / 2 25/64
Quantity per box	1	1	1	1	1
Type of gear	Caterpillar 773	Caterpillar 777B/C	-	-	-

(\*) Valve sold complete with connector, core and cap

MONOBLOCK

20.5

Nut mounting torque: 19 to 22 N.m.



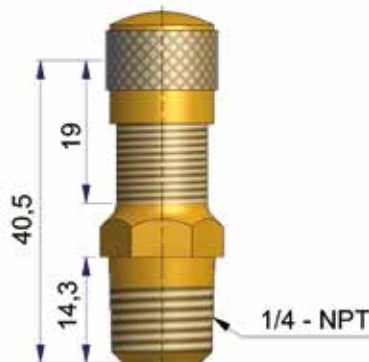
	S-4023-1 (1)	S-4022-1 (2)
Code	TRJ 690	TRJ 691 (V5.09.1)
Quantity per box	1	1

VALVES FOR AMERICAN TYPE TUBELESS (LB)

FOR SPUD

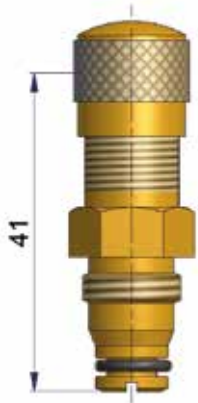
20.5

Nut mounting torque:  
19 to 22 N.m.

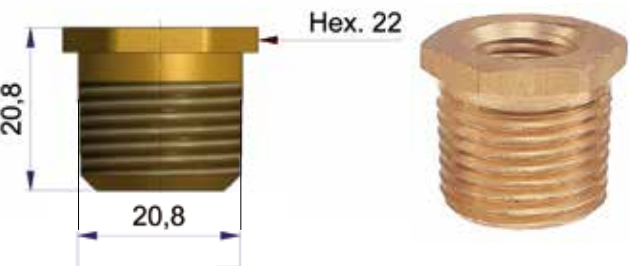


	S-4030-1
Code	TRJ 690
Assembly without connector	
Quantity per box	1

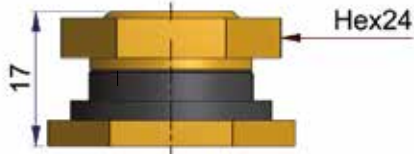
Nut mounting torque:  
7.7 to 8.8 N.m.



	R-0979-1
Code	[V5.03.1] TRJ 670
Spare washer	S-4012-2
Quantity per box	1



	66780-67
Code	TR-SP3
Designation	C-10 Screwable spud 1/2" NPT Replacement without dismounting the tire
Quantity per box	1



	R-1842-1	R-1842-2
Code	H-41²	
Spare washer	TR RG 22 R-1642-2	
Quantity per box	1	10

## EXTENSIONS (LB)

### ► FLEXIBLE EXTENSIONS

- Equipped with 2 locking nuts and a caulking nut to screw onto the valve.
- Delivered without cap or core (to be recovered from the valve).



	Code	Useful W. (mm)	Pieces per bag
	<b>66757-67</b>	<b>810F-5</b>	140
	<b>66758-67</b>	<b>810F-6</b>	162
	<b>66759-67</b>	<b>810F-7</b>	178
	<b>66760-67</b>	<b>810F-8</b>	210
	<b>66761-67</b>	<b>810F-12</b>	305
	<b>66762-67</b>	<b>810F-13</b>	343
	<b>66763-67</b>	<b>810F-16</b>	406
	<b>66764-67</b>	<b>810F-18</b>	470
	<b>66765-67</b>	<b>810F-21</b>	546
	<b>66766-67</b>	<b>810F-23</b>	597
	<b>66767-67</b>	<b>810F-25</b>	635
	<b>66768-67</b>	<b>810F-29</b>	749
	<b>66769-67</b>	<b>810F-32</b>	813
	<b>61314-67</b>	<b>810F-40</b>	1016

### ► FOLDABLE EXTENSIONS




- Equipped with 2 locking nuts and a caulking nut to screw onto the valve.
- Delivered without cap or core (to be recovered from the valve).

	Code	Useful W. (mm)	Pieces per bag
	<b>66747-67</b>	<b>753S-4</b>	102
	<b>66748-67</b>	<b>753S-8</b>	203
	<b>66749-67</b>	<b>753S-10</b>	254
	<b>66750-67</b>	<b>753S-12</b>	305
	<b>66751-67</b>	<b>753S-16</b>	406
	<b>66752-67</b>	<b>753S-18</b>	457
	<b>66753-67</b>	<b>753S-20</b>	521
	<b>66754-67</b>	<b>753S-24</b>	622
	<b>66755-67</b>	<b>753S-29</b>	749
	<b>66756-67</b>	<b>753S-32</b>	813

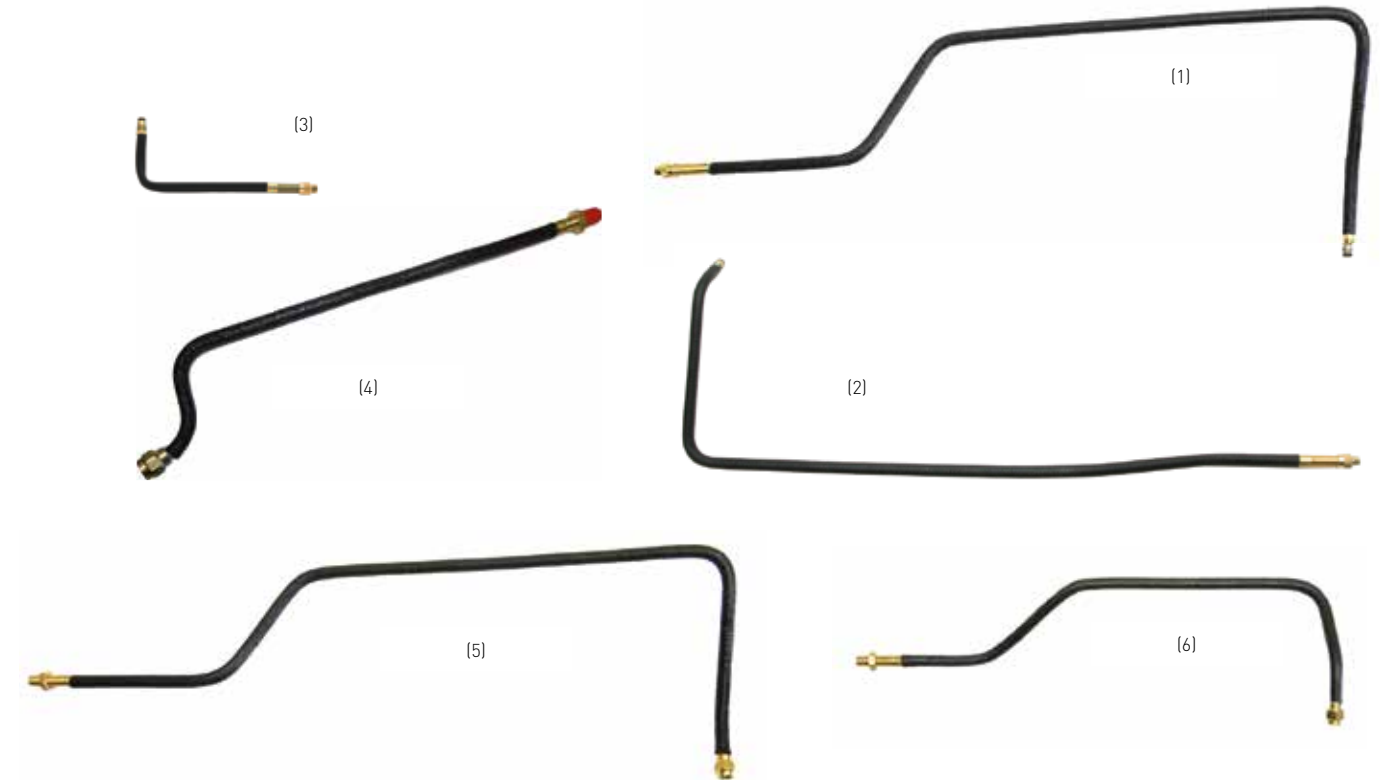
### ► RIGID BRASS EXTENSIONS

- (1) Equipped with hexagonal cap.
- (2) Equipped with hexagonal cap and 2 nuts.



	Code	Useful W. (mm)	Pieces per bag
(1)	<b>66770-67</b>	<b>867-2</b>	51
(1)	<b>66771-67</b>	<b>867-3</b>	76
(1)	<b>66772-67</b>	<b>867-4</b>	102
(1)	<b>66773-67</b>	<b>867-5</b>	127
(2)	<b>66774-67</b>	<b>867-6</b>	153
(2)	<b>66775-67</b>	<b>867-8</b>	203
(2)	<b>66776-67</b>	<b>867-9</b>	229
(2)	<b>66777-67</b>	<b>867-10</b>	254
(2)	<b>66778-67</b>	<b>867-13</b>	330

## VALVES AND EXTENSIONS FOR CATERPILLAR® EQUIPMENT (LB)



### ► VALVES

	<b>61306-67</b>	<b>61304-67</b>	<b>61305-67</b>
	(1)	(2)	(3)
Code	<b>WHG-5112VC</b>	<b>WHG-8018VC</b>	<b>WHG-8019VC</b>
Designation	Quadruple-bend valve	Quadruple-bend valve	Single-bend valve
Dimensions W. (mm)	721	679	203
Dimensions Length: (")	28 3/8	26 3/4	8
Quantity per box	1	1	1
Type of gear	Caterpillar 777 D	Caterpillar 777 B/C	Caterpillar 777 B/C Caterpillar 777 D Caterpillar 777 F

### ► MULTI-BEND RIGID EXTENSIONS

	<b>61301-67</b>	<b>61307-67</b>	<b>61311-67</b>
	(4)	(5)	(6)
Code	<b>WHD-0585EC</b>	<b>WHD-7949EC</b>	<b>WHD-7948EC</b>
Designation	Quadruple-bend extension	Quadruple-bend extension	Quadruple-bend extension
Dimensions W. (mm)	456	733	524
Dimensions Length: (")	17 15/16	28 7/8	20 5/8
Quantity per box	1	1	1
Type of gear	Caterpillar 773	Caterpillar 775 G Caterpillar 777 F	Caterpillar 775 G

VALVES FOR AMERICAN TYPE TUBELESS (SLB)

20.5



	66786-67	61310-67	61309-67	66097-67
Code	R-525	R-660	R-675	R-520 // TR-CH-8
Designation	Directionable 90° elbow	Directionable 60° elbow	Directionable 75° elbow	-
Quantity per box	1	1	1	1
Type of gear	-	Caterpillar 785 D Caterpillar 789 D Caterpillar 793/793 F	-	-



	66793-67	66794-67	66781-67	66782-67
Code	T-81	T-82	C-100	C-155
Designation	TR-SP8 Spud	TR-SP8 Long spud	Spud with screwable valve 1/2" NPT	Spud without screwable valve 1/2" NPT
Use			with 66097-67, 66786-67, 61310-67 and R-61309-67	with 66786-67, 61310-67 and R-61309-67
Quantity per box	1	1	1	1

INFLATION/BALLASTING CONNECTOR

- During inflation, the air pressure in the tire can be checked by connecting an inflating gauge onto the system.
- Reduces inflating time by 60% and deflating time by 80%.
- Can be used to ballast tires with a liquid on SLB valves.



	TR-AD-8	Code	Designation	Quantity per box
66783-67	IN-80A		Complete inflation/ballasting connector TR-AD-8 for connection onto air chuck 1/2"	1

VALVES FOR AMERICAN TYPE TUBELESS (SLB)



EXAMPLE OF COMPLETE MOUNTING



Scan this QR code to watch the explanatory video



Video

ASSEMBLY KIT FOR ON-SITE REPAIR



	Code	Case contents	Quantity per box
66788-67	R-969K	1 complete valve mounted with core and cap (1) 1 rotating coupler (2) 1 extender (3) 2 rings (4) 2 nuts (5)	1



	Code	Designation	Quantity per box
66787-67	R-760	Hose coil 15 m 1/2" for kit 66788-67	1



	Code	Designation	Quantity per box
66791-67	S-7910	Clamping lug for SLB extension	1

CRIMPING KIT




	Code	Designation	Quantity per box
61308-67	T-620	Complete manual crimping kit (set with stabilising bar + threaded stem and screw + nut)	1





TUBELESS VALVES FOR CATERPILLAR® EQUIPMENT (SLB)

20.5



	66098-67	66099-67
Code	N-1538B	N-1543A
Valve angle	15°	15°
Pieces per box	1	1



**Chapter 3**

Maintaining the correct tire pressure is the best way to ensure passenger safety and extend tire life.  
Cores and caps compliant with ETRTO, ISO,... and other international standards can guarantee the right pressure level.

The cores and caps sold in the aftermarket are all OE products, the same ones are factory-installed, and are approved by both car and tire manufacturers.  
The core and sealing cap work together to effectively seal the valve.

**CORES:**

- The VALVE CORE is designed to keep the air inside the tire or in the air-conditioning circuits
- Replace it each time you change your tire
- When inflating your tire, use a coupler in good condition and clean air
- Adhere to the recommended tightening torques
- To install the core at the correct torque, use tool 66690-67

The cores listed in this catalogue are only for use on automobiles.

**CAPS:**

The SEALING CAP is the only cap that guarantees that the valve is airtight

- The cap protects the entire inside of the valve (inlet, core) by preventing foreign matter getting into the functional part of the valve core and by preventing plunger leakage

**VALVE CORES AND CAPS**




• Valves cores .....	50
• Valves caps. ....	51

## CORES

### STANDARD FLOW



### LARGE BORE



	37992-69	37992-80	43078-69
Body material	Nickel-plated brass		Nickel-plated brass
Seal	Teflon		Teflon
Tightness torque (N.m)	0.23 to 0.56		0.23 to 0.56
Operating pressure (bar)	0 to 14		0 to 14
Use			Core specially recommended for bead-balanced wheels
Quantity per box	100	1000	100



	R-0765-2	S-4587-2	R-0821-2
Body material	Enamelled brass	Nickel-plated brass	Brass
Seal	Nitryl	Teflon	Silicon
Tightness torque (N.m)	0.7 to 1.1	0.4 to 0.7	0.8 to 1.1
Operating pressure (bar)	0 to 14	0 to 20	0 to 14
Use			Clapet for spud in Brass
Quantity per box	10	10	10



	Description	Quantity per box
T66690	Tool for tightening cores with tightening torque pre-set to 0.40 N.m.	1
T66690-10		10

## CAPS

### VALVE CAPS



	S-4000-3	S-4000-5	30307-63	30307-53	30307-54	30307-57
Body material	Polyethylene		Polyethylene		Polyethylene	Polyethylene
Colour	black		vert		blue	yellow
Tightness torque (N.m)	0.2 to 0.3		0.2 to 0.3		0.2 to 0.3	0.2 to 0.3
Quantity per box	100	1000	100	1000	100	1000

## CAPS

### CAPS TO SEAL

NBR: Nitryl-butadiene.



	R-1424-3	37900-65	37900-58
Body material	Polyamide	Polyamide	
Seal	NBR	NBR	
Tightness torque (N.m)	0.2 to 0.35	0.2 to 0.35	
Use		Recommended for wheels balanced with beads	
Colour	black	red	
	High-temperature with washer	High-temperature with washer	
Quantity per box	100	100	5000

### METAL CAPS



	33792-69
Body material	Knurled sealing cap Nickel-plated brass
Tightness torque (N.m)	0.2 to 0.35
ETRTO	V9.04.3
Quantity per box	100

### CAPS



	S-4653-2	R-0766-2	61323-67
	With metal core remover	Knurled sealing cap	Knurled for tightening with pliers
Body material	Brass	Brass	Brass
Seal	-	NBR	-
Tightness torque (N.m)	0.3 to 0.5	0.3 to 0.5	0.3 to 0.5
Quantity per box	10	10	1
Code	-	-	A-149



Chapter 4

**TRUCK WEIGHTS.**  
A range of weights for balancing truck tires and rims in steel and aluminium with clamp or adhesive attachment.

**TRUCK BALANCING BEADS.**  
The beads will automatically balance the complete wheel assembly whatever the wheel position on both trucks and trailers thanks to the centrifugal force effect.

BALANCING PRODUCTS



- Weights for trucks ..... 54
- Pliers for weights .....55
- Truck balancing beads ..... 56

BALANCE WEIGHTS

▶ WEIGHTS WITH BUILT-IN SPRINGS FOR STEEL RIMS



	Weight mass (g)	Quantity per box
60219-39	50	50
60220-39	75	50
60221-39	100	50
60222-39	150	25
60223-39	200	25
60224-39	250	25
60225-39	300	20




PLIERS FOR WEIGHTS



	Designation	Quantity per box
65463-67	All-purpose balance weight plier with soft head	1

▶ PLASTIFIED ADHESIVE WEIGHTS FOR ALUMINIUM TRUCK RIMS

- Operating temperature up to 150°C.
- Grey metal epoxy coating to prevent corrosion of the rim.
- Adhesive can be repositioned.



	Weight mass (g)	Quantity per box
33762-67	50	10
33763-67	75	10
33764-67	100	10
33765-67	125	10
33766-67	150	10
33767-67	200	10



	No. of bars per box	Division	Dimensions (mm)
66120-67	25	5 x 20 g = 100g	Thickness 8 width: 15 length: 108.5



## BALANCING BEADS FOR UTILITY AND 4X4 VEHICLES



### ELECTROSTATIC CLING BALANCING BEADS

- The beads automatically balance the complete wheel assembly whatever the wheel position, on both trucks and trailers thanks to the centrifugal force effect.
- The wheel assembly remains balanced even when the vehicle is stopped.
- Tire is balanced during its life time.
- No machinery needed.
- The product is environmentally friendly.
- Increases fuel economy and tire life.



Download the Counteract application for precise calculation of the appropriate quantity

#### INSTRUCTIONS FOR USE

- For satisfactory results, check the table of recommended quantities according to the size of the tire to be balanced.  
Simply open the packaging and place the bag inside the tire.  
This method allows for use of an inflator gauge to place the tire on the rim.
  - Mandatory leak test after handling.
- The pressure inside the tire will disintegrate the bag containing the beads.
- The beads automatically balance the turning mechanical and wheel turning unit.
  - Use the vacuum to remove beads inside the tyre before retreading.



66887-67

Designation

Truck balancing beads, 7.5 kg bucket

Each bag of beads is sold with a core 43078 and a red cap 37900.

	Contents		Qty. of packs per box
65115-67	113 g	4 oz	96
65116-67	142 g	5 oz	76
65117-67	170 g	6 oz	64
65118-67	227 g	8 oz	52
65119-67	282 g	10 oz	40
65120-67	340 g	12 oz	36
65121-67	397 g	14 oz	32
65122-67	454 g	16 oz	28

Parts sold in bags



	Designation	Tightness torque (N.m)	Quantity per box		Designation	Tightness torque (N.m)	Operating pressure (bar)	Quantity per box
37900-65	Cap for identification of bead-balanced tires.	0.2 to 0.35	100	43078-69	Core specially recommended for bead-balanced wheels.	0.23 à 0.56	0 to 14	100
37900-58			5000					

## Chapter 5

### USING INFLATING GAUGES.

For best use of inflating gauges, we recommend that you:

- Check that the needle is positioned at zero  $\pm 0.1$  bar before each use
- Make sure you regularly bleed the compressed air network
- Use filtered, non-lubricated air
- Connect the device to a hose reel
- Regularly check airtightness intake and outlet valves
- Not overtighten the intake side coupler
- Never lock the inflating gauge handle while in use

Puncture prevention products contained in tires are corrosive and prevent gauges from functioning correctly.

Follow the user instructions for water-ballasted tires.

### SAFETY RECOMMENDATION.

#### Length of outlet hose:

L = 1.50 m

L = 3 m

L = 6 m

#### "DIRECCTE" APPROVAL FOR GAUGE APPROVAL

No. 11.10.821.008.4 of 26 July 2011  
Regional directorate for competition, consumption, labour and employment.

"DIRECCTE" approves the quality insurance system implemented by SCHRADER S.A.S. for the manufacture of mechanical manometers for automobile vehicle Tires covered by E.C.-approved certificate models and for the affixing of their E.C. initial verification marks.



## INFLATION AND COMPRESSED AIR EQUIPMENT



• Electronic inflating gauges with handles DIGITAIR® - EURODIGIT®	62
• Mechanical inflating gauges with handle UNIVAIR® - EURODAINU®	63-64
• Mechanical inflating gauges with buttons MASTAIR®	65
• Mechanical pressure gauges ARIVAIR® - EURODAIRA®	66
• Example of pressure gauge assembly	67
• Inflation fittings and connectors	68
• Inflation nipples and couplers	71-72
• Air guns, rapid inflation systems	73
• Booster	74
• Pump rings	75
• Automatic winders and hoses, blow gun	76-77
• Compressed-air couplers	78-79
• Compressed-air equipment	78-79
• Inflation terminals	82-83











MADE IN PONTARLIER, FRANCE



French-made pressure gauges are manufactured each day in Pontarlier, thanks to you!



CHOOSING A PRESSURE GAUGE



			
	Digit'air	Eurodigit	Univ'air
Low pressure	■	■	
Auto calibration	■	■	
	■	■	■
			■
			■
Actuation	Handle	Handle	Handle
Display	Digital	Digital	Needle
Max overpressure	15 bar	15 bar	13.75 bar

CHOOSING A PRESSURE GAUGE



		
	Eurodainu	Mast'air
	■	■
	■	■
	■	■
Actuation	Handle	Buttons
Display	Needle	Needle
Max overpressure	13.75 bar	15 bar

ELECTRONIC INFLATING GAUGES WITH HANDLE

DIGIT'AIR®



(1)  
DIGITAIR



0.10 to 11 bar

AUTOMATIC CALIBRATION  
OF 0 UPON EACH USE





(2)  
EURODIGIT

- Design - Robustness:
  - Very high level of measuring accuracy and maintenance of accuracy in the event of impact on the device
  - Strength: high-quality thermoplastic components
  - Corrosion-resistant thanks to internal mechanism made of specific materials
  - Air filtration in the indicator mechanism via microporous stainless steel and nickel silver filter
  - Device able to withstand accidental overpressure of 15 bar.

- Technology:
  - Automatic reset of zero on each inflation to prevent measurement drift
  - Resolution of 0.01 bar
  - Operating temperature: -10°C to +40°C
  - Easy to read, thanks to numbers with a height of 12 mm, display of the last smallest digit
  - Visual inspection of proper operation of digits on each pressurisation
  - Automatic turn on of pressure gauge when pressurised (Connection to the valve)
  - Automatic turn off when pressure removed or at constant pressure for more than 10 seconds
  - Battery service life: 10 years after manufacture in temperate environment (the battery is not replaceable)



initialisation Video

		Graduation	Hose 7 x 13 mm		Air inlet side Torquer	Use
			length (m)	Hose P/N		
(1)	39926-00	0.10 to 11 bar	3	40117-67	F-G 1/4	
(2)	39928-00					
(1)	39921-00	0.10 - 11 bar	6	40122-67	F-G 1/4	
(2)	39931-00					
(1)	39923-00	1.4 - 160 psi [*]	6	40122-67	F-G 1/4	
(2)	39933-00					
(1)	39925-00	10 kPa - 1100 kPa [*]	6	39065-00	F-G 1/4	

\* Sold for export only and according to local regulations.

The LNE and DIRECCTE certificates apply only to pressure gauges graduated in bar.

AIR OR NITROGEN USE

EURODIGIT®



MECHANICAL INFLATING GAUGES WITH HANDLE

UNIV'AIR®



(1)  
UNIVAIR



0.7 to 11 bar



(2)  
UNIVAIR

- Certificate approved for LNE model No. 6952.
- DIRECCTE quality system certificate of approval No. 14.10.821.003.4.
- Declaration of verification delivered with product.

- Air inlet connector F G 1/4
- Watertight performance reinforced with a transparent dial.
- Rubber protector around the measuring system.
- Very high measuring accuracy with this level of accuracy maintained in the event of an impact on the device.
- Robustness: IXEF material in glass fibre-reinforced high technology plastic.
- Safety handle.
- Corrosion resistant internal mechanism.
- Air filtered in the indicator mechanism by stainless steel and nickel silver micro-porous filter.
- Device resistant to accidental high pressure of 13.75 bar in compliance with the standard.

	Graduation	Hose 7 x 13 mm		Air inlet side Torquer	Use
		Length (m)	Hose P/N		
(1) <b>39701-00</b>	0.7 to 11 bar	3	40117-67	F- G 1/4	
(1) <b>39703-00</b>	0.7 to 11 bar	6	40122-67	F- G 1/4	
(2) <b>66892-00</b>	0.7 to 11 bar / 10 to 160 psi *	6	40122-67	F- G 1/4	

Sold without air inlet nozzle

\* Sold for export only and according to local regulations.  
The LNE and DIRECCTE certificates apply only to pressure gauges graduated in bar.

MECHANICAL INFLATING GAUGES WITH HANDLE

EURODAINU®



AIR OR NITROGEN USE



0.7 to 11 bar

- Rubber protector around the measuring system.
- Very high measuring accuracy with this level of accuracy maintained in the event of an impact on the device.
- Robustness: IXEF material in glass fibre-reinforced high technology plastic.
- Safety handle.
- Corrosion resistant internal mechanism.
- Air filtered in the indicator mechanism by stainless steel and nickel silver micro-porous filter.
- Device resistant to accidental high pressure of 13.75 bar in compliance with the standard.

- Certificate approved for LNE model N° 33762.
- DIRECCTE quality system certificate of approval
- Declaration of verification delivered with product.

	Graduation	Hose 7 x 13 mm		Air inlet side Torquer	Use
		Length (m)	Hose P/N		
38879-58	0.7 to 11 bar	3	40117-67	F-G 1/4	
38902-58	0.7 to 11 bar	6	40122-67	F-G 1/4	

Sold without inlet nozzle

MECHANICAL INFLATING GAUGES WITH BUTTONS

MAST'AIR®



AIR OR NITROGEN USE



0.7 to 12 bar

- ADVANCED TECHNOLOGY AND DESIGN
- Built in + / - buttons make inflating virtually effortless.
  - Rotatable nipples (air inlet/outlet) make for simple and easy handling.
  - Quick pressure adjusting.
  - Slanted, coloured dial for easy read-out.

- SOLID CONSTRUCTION
- Shock-resistant ABS material.
  - Hangs anywhere thanks to its handy bracket.
  - Watertight glass shield

- Certificate approved for LNE model N° 25820.
- DIRECCTE quality system certificate of approval
- Declaration of verification delivered with product.

	Graduation	Hose 7 x 13 mm		Air inlet side Torquer	Use
		Length (m)	Hose P/N		
39093-00	0.7 to 12 bar	3	40117-67	R-0987-2 (Drake)	
39001-00	0.7 to 12 bar	6	40122-67	R-0987-2 (Drake)	
39104-00	0.7 to 12 bar / 10 to 170 psi (*)	3	40117-67	R-0987-2 (Drake)	
39101-00	0.7 to 12 bar / 10 to 170 psi (*)	6	40122-67	R-0987-2 (Drake)	

Sold without inlet nozzle

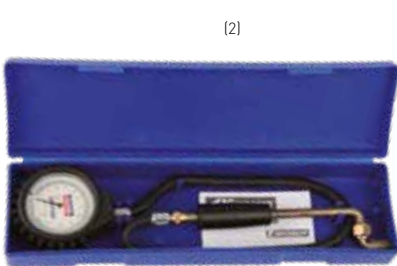
\* Sold only outside of France and according to country regulations.  
The LNE and DIRECCTE certificates apply only to pressure gauges graduated in bars.

PRESSURE GAUGES


ARIVAIR



(1)  
ARIVAIR



0.7 to 12 bar





(2) (3)  
EURODAIRA

EURODAIRA®



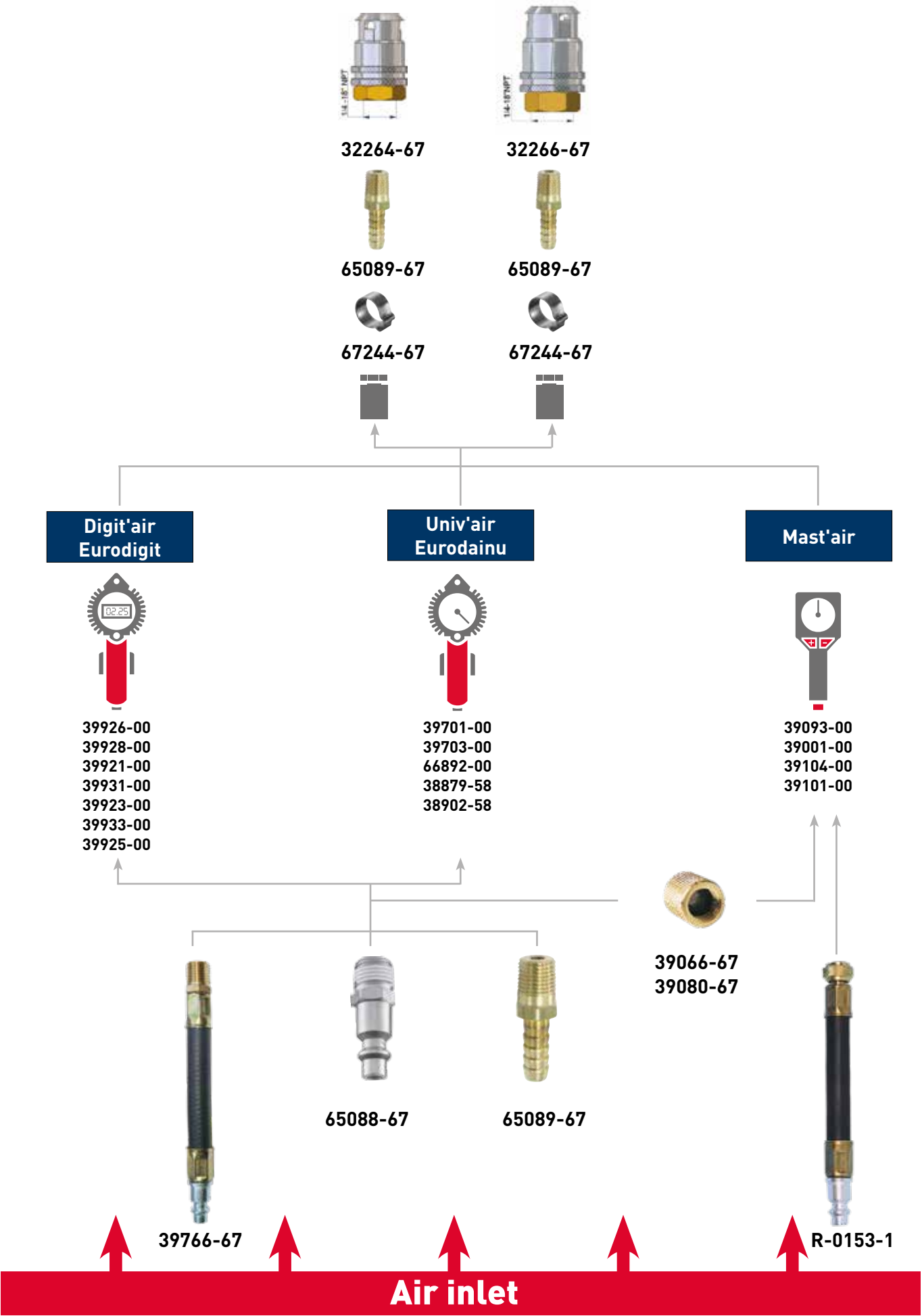
AIR OR NITROGEN USE

- Reliability
- Robustness
- Accuracy
- By changing the tube fitting, the monitor can be used for trucks or construction applications.
- Improved leaktightness thanks to use of a snap-on transparent cover.
- Elastomer protector covering the measuring system.
- Very high level of measuring accuracy and maintenance of accuracy in the event of impact on the device.
- Strength: Mineral-fibre-reinforced copolyamide material.
- Device able to withstand accidental overpressure of 15 bars.

		Graduation	Hose 5 x 10 mm Length (m)	Angled air chucks	Use
(1)	<b>38075-99</b>	0.7 to 12 bar	0.5	R-0415-1	
(2)	<b>38048-99</b>				
(1)	<b>38076-99</b>	0.7 to 12 bar / 10 to 170 psi *	0.5	R-0415-1	
(2)	<b>38049-99</b>				
(3)	<b>R-1782-1</b>	0.7 to 12 bar	0.5	-	
(3)	<b>R-1781-1</b>	0.7 to 12 bar / 10 to 170 psi *			
(1)	<b>38077-99</b>	0.7 to 12 bar	0.5	R-0933-1	
(2)	<b>38038-99</b>				
(1)	<b>38078-99</b>	0.7 to 12 bar / 10 to 170 psi *	0.5	R-0933-1	
(2)	<b>38039-99</b>				

\* Sold for export only and according to local regulations.

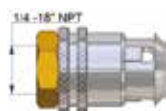
EXAMPLES OF PRESSURE GAUGE ASSEMBLY





INFLATION NIPPLES AND COUPLERS

Ring for secure connection onto valve by locking of clamps.



32264-67	32266-67	65089-67
Quick inflating nipple clamp coupler, valve side	Quick LB clamp inflation nipple, valve side	Junction connector for hose Ø int. 6 - 7 mm conical threaded G 1/4



39066-67	39080-67	65088-67
Adaptor G 1/4 for Mastair and Maestro	Adaptor G 1/4 with filter for Mastair and Maestro	Teflon-coated threaded quick coupler G 1/4



39766-67	R-0153-1
Intermediate-sized nipple for inflating gauges with a G 1/4 air inlet coupler	Intermediate-sized nipple for inflating gauges with a coupler R-0987-2 (Drake)



INFLATION NIPPLES AND COUPLERS

COUPLERS FOR HOSES INTERNAL Ø 7 MM



	R-0985-2	R-0985-1	R-0986-2
Description	Valve side inflation nipple for hose 7 x 13 mm	Nipple R-0985-2 in skin-pack for display purposes	House coupler, outlet side for hose 7 x 13 mm
Spare washer	R-0518-2	R-0518-2	
Quantity per box	10	1	10



	[*] R-0987-2	32264-67	R-1430-2
Description	Rotating nipple inlet side for hose 7 x 13 mm	Quick inflating nipple clamp coupler, valve side	Collet for hose 7 x 13
Quantity per box	10	1	10

OTHERS CONNECTORS



	41291-68 41291-09	R-0517-2	R-1296-1	[*] R-3500-2
Description	Inflation nipple valve side for 8 mm hose (Spare washer R-0518-2)	Valve side inflation nipple for hose 5 x 10 mm (Spare washer R-0518-2)	Nipple for adapting EM to truck	Rotating nipple for flexible hose extensions Ø int. of 5 mm
Quantity per box	10 500	10	1	10

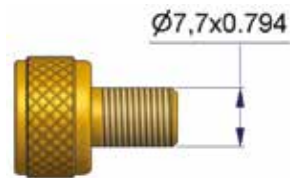
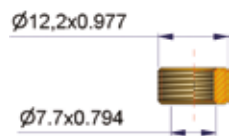
[\*] Knurled nipples: hand-tightened only.

INFLATION NIPPLES AND COUPLERS

► LARGE BORE CONNECTORS



	R-0984-1	R-0767-1	32266-67
Description	Earthmover inflation nipple for hose Ø int. 7 mm (Spare washer R-0917-2)	Standard / LB intermediate mobile nipple (Spare washer R-0917-2)	Quick LB clamp inflation nipple, valve side
Quantity per box	1	1	1



	R-0736-2	R-0697-1 (*)
Description	Ring for mounting of large-bore valves on truck spuds	Mobile nipple to adapt LB mouths to trucks
Quantity per box	10	1

(\*) Knurled nipples: hand-tightened only.

► EAR COLLARS



	67163-68	65097-68	65096-68	65095-68	67244-68
Description	For tube Ø ext. 29 mm	For tube Ø ext. 27 mm	For tube Ø ext. 20 mm	For tube Ø ext. 16 mm	For tube Ø ext. 13 mm
Quantity per box	10	10	10	10	10

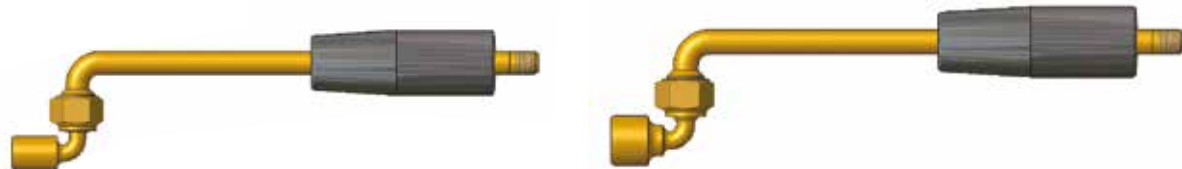
INFLATION ACCESSORIES

► HOSE 7X13 FOR INFLATING GAUGES



	40117-67	39065-00	40122-67
Description	For DIGITAIR, UNIVAIR, EURODAINU, MAESTRO & MASTAIR	For UNIVAIR, EURODAINU & MASTAIR (Earthmover)	
Length (m)	3	3	6
Type	Woven braid, rotating nut, nipple R-0985-2		Woven braid, rotating nut, nipple R-0984-1

► INFLATING CHUCKS



	R-0415-1	R-0933-1
Description	Makes pressure checking easier on valves that are difficult to get to or twin valves	Makes pressure checking easier on valves that are difficult to get to or twin valves
Use		



	61181-67
Description	Double nipple specially designed for twin wheels
Use	



INFLATION ACCESSORIES

► HOSE 5X10 FOR EURODAIRA PRESSURE GAUGES



	R-0416-1	S-4451-1
Description	For ARIVAIR and EURODAIRA with chuck	For ARIVAIR and EURODAIRA without chuck
Length (cm)	50	50
Précaunisation	Use a car clamp ø 10 mm to mount it on the gauge	

► MOBILE NIPPLES FOR CHUCKS



Hand-tightened only.

	R-0038-1	R-0904-1
Description	For chuck R-0415-1	For chuck R-0933-1
Spare washer	-	R-0917-2
Use		

► TUBE DEFLATOR



	R-0634-1
Description	Suctions out the air from inner tubes
Use	

AIR CANNONS, PUMP RINGS

► AIR CANNONS

Filtered and lubricated air supply (see page 80).

► BOOST'AIR 20

► BOOST'AIR 35



	65063-00	61417-67	61418-67
Utilisation	For Truck	For Truck	Big Tires, Small Earth mover
Tank (L)	20	20	35
Pressure max (bar)	12	14	12
Wieght (Kg)	14	5	5
Inner air	1 quick connector male light vehicle		
Matterial	stell	alu	alu
sizes	480 x 370	480 x 246	660 x 276
Type of rim	1 pcs	1 pcs	1 pcs

65530-67	65332-67	69668-67	69669-67	65842-67	65843-67	65844-67
Certified 1/4 safety valve	Glycerine pressure gauge	MF 1/2 x 1/4 GF reducing nipple coupling	Elbow	M/F 1/4 rotating-seat valve	M/F 1/2 rotating-seat valve	Painted booster fitting

► BEAD BAZOOKA®



	61300-67
Use	For 4x4 and trucks
Tank (L)	6L
Weight (Kg)	5.56



► BOOSTER HIGH-FLOW VALVE

FOR INSTALLATION OF TUBELESS TIRE BEADS



SAVE TIME WITH  
**UP TO 3X FASTER**  
INFLATION



Video



High-flow valve that does not adjust tire pressure:  
It is not an inflator with pressure gauge  
Use a standardised tool.

	44073-67 BOOSTER
Use	
Graduation	1 to 11 bar / 10 to 160 psi
Long nose (m)	6 m on the valve side / 0.3 m on the air inlet side
Type of rim	1 piece, 3 pieces and 5 pieces

PUMP RINGS

► RIGID PUMP RINGS



(1)

(2)

(3)

(4)

(5)



	(1)	(2)	(3)	(4)	(5)	-
	60809-67	60810-67	60816-67	60811-67	60817-67	60818-67
Dimensions (")	17.5	19.5	20	22.5	24	26
Spare washer	65214-67	65215-67	-	60812-67	-	-
Pieces per box	1	1	1	1	1	1

► FLEXIBLE PUMP RINGS



	65789-67	65790-67	65791-67
Dimensions (")	16.5 to 17.5	19.5	22.5 to 24.5
Pieces per box	1	1	1



**AUTOMATIC WINDERS AND HOSES**



- Open reel winder for truck
- Sold with swivelling holder
- Hose locked by a ratchet catch
- Outlet G 1/2
- Service pressure: 18 bars
- Service temperature: 60°C
- Installation: holder for hanging on wall at height of 2 m

	66964-67	66965-67
	Open winder with synthetic textile braided hose, 1/2G Service pressure 18 bars, fixed holder, sold without connectors	
Max. dimensions (depth x h x th.) (mm)	495 x 442	Spare hose
Length: Hose (m)	20	
Ø Hose (mm)	13x18	
Weight (kg)	20	
Spare hose	66965-67	



- Automatic winder with spiral leaf spring 180° and 180° directionable base.
- Epoxy-coated steel sheet cabinet
- Hose guide and end stop.
- Connecting kit provided.
- Installation: wall fixture, height 2.50 m.
- Sold without outlet connector

	S-0335-1	S-0336-1	S-0337-1
Max. dimensions (depth x h x th.) (mm)	410 x 360 x 230	435 x 460 x 240	540 x 500 x 270
Length: Hose (m)	10	20	30
Ø Hose (mm)	Textile braid int. Ø 7 x 13 mm sold with turning fitting R-0987-2		
Weight (kg)	12	18	25

**AUTOMATIC WINDERS AND HOSES**

**Winders for impact wrench**



sold without connectors

- Textile braided hose
- Max. operating pressure: 15 bars
- Service temperature: 60°C
- Installation: wall fixture, height 2 m.


	S-0339-1	S-0341-1
Max. dimensions (depth x h x th.) (mm)	435 x 460 x 240	540 x 500 x 270
Length: Hose (m)	20	25
Ø Hose (mm)	13 x 21	9 x 16
Weight (kg)	30	26

**Hose coils**



	Length: Hose (m)	Ø (mm)	Braid type
S-0346-1	15	9 x 16	Textile braid for impact wrenches
S-0347-1	25		
S-0348-1	12	13 x 21	
S-0349-1	20		
60233-67	25	19 x 27	

**Coiled hoses**



	Length (m)	Description
65100-67	4	Polyurethane hose 6.5 x 10 mm. Equipped with fixed-rotating male couplers G 1/4. Working pressure: 9 bar.
65255-67	6	
65101-67	8	

**Progressive air gun**



	Description
65098-67	Progressive blow gun with tapped curved nozzle G 1/4 on metal insert Max operating pressure: 10 bar Max. flow: 380 litre/min at 6 bar.
65099-67	Blowing assembly, coiled hose L = 4 m. Fitted with blow gun 65098-67



COMPRESSED AIR CONNECTORS



	65090-67	66739-67	66813-67	61289-67	66618-67	65091-67
Description	Threaded quick coupler		Barbed quick-connect fitting			
Tapping (Gas BSP)	G 1/2	G 3/4				
For hose Ø int. (mm)			9	10	13	13
Ø air passage (mm)	11	11	8	6	8	11
flow (L./min.) at 6 Bar	4160	4160	1800	883	1800	4160
Maxi operating pressure (bar)	16	16	16	16	16	16
Pieces per box	1	1	1	1	1	1

- Automatic sleeve couplers featuring a clamp attachment system: effortless connection and total tightness.
- Abrasion, shock, crushing and vibration resistant materials.
- Optimum flow adapted to all pneumatic tools thanks to contoured plug.
- Operating temperature: -15 to +70° C.

MISCELLANEOUS CONNECTORS

According to assemblies, use adaptor  
65591-67 M1/4"-M1/4"



	65491-67	65578-67	65579-67
Description	Quick connect filter nipple for all air-hydraulic devices [except impact wrenches, see page 184] conical threaded G 1/4	360° bi-directional nipple. Keeps the hose straight and strain-free Improves handling and use of pneumatic tools and inflating gauges. F inlet: G 1/4 M outlet: G 1/4 Flow: 0 to 45 m3/h under 7 bar	Pre-set line regulator Mounted upstream of the pneumatic tool, the regulator adjusts the pressure to avoid an air over-consumption and an overpressure on tools. [except impact wrenches, see page 184] F Inlet/Outlet F: G1/4 Maximum inlet pressure: 18 bar, outlet pressure: 8 bar Max. flow: 700 l/min
Quantity per box	1	1	1

COMPRESSED AIR CONNECTORS



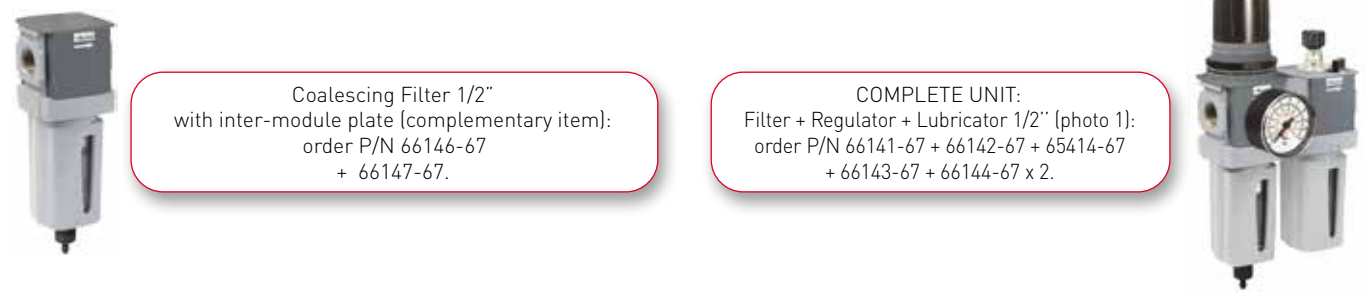

	66619-67	65093-67	65845-67	61291-67 61291-68	66620-67
Description	Conical threaded quick connector			Quick tapped connector	
Tapping (Gas BSP)	G 1/2 teflon-coated	G 1/2 teflon-coated	G 3/8 teflon-coated		
For hose Ø int. (mm)				10	13
Ø air passage (mm)	8	11	11	6	8
Flow (L./min.) at 6 Bar	1800	4160	4160	?	1800
Maxi operating pressure (bar)	16	16	16	16	16
Pieces per box	1	1	1	1 10	1



	66814-67	65092-67	65780-67	65094-67 65094-68
Description	Quick junction connector		Double junction connector	Junction connector
Tapping (Gas BSP)	13	13		
For hose Ø int. (mm)			12 -13	13
Filetage Conical (Gaz BSP)				G 1/2
Ø air passage (mm)	9	11	11	11
Flow (L./min.) at 6 Bar	1800	4160	4160	4160
Maxi operating pressure (bar)	16	16	15	15
Pieces per box	1	1	1	1 10

COMPRESSED-AIR EQUIPMENT

AIR TREATMENT UNIT "GLOBAL FRL SYSTEM"



COMPRESSED-AIR EQUIPMENT

	66141-67	66146-67	66142-67	66145-67	66143-67
Type	5 µm particle filters	Coalescence filter absorbing 0.01 µm	Regulator	Filter/Regulator 5 µm filter element	Lubricator
Hole opening (")	1/2	1/2	1/2	1/2	1/2
Description	Tank with sight gauge, manual bleed	Tank with sight gauge, manual bleed	8 bar pressure release valve with decompression Plastic nut for panel mounting	Tank without visual gauge, manual draining Pressure-relief valve 8 bars with decompression Sold with plastic nut for mounting on panel	Tank with oil mist sight gauge, standard viewing dome
Max. flow [dm³/s]	38	11	67	64	47
Dimensions h x width x depth [mm]	188 x 60 x 60	209 x 60 x 60	136 x 60 x 60	245 x 60 x 60	182 x 60 x 60
Weight [g]	280	320	410	530	310
Additional information	-	Place a particle filter upstream	-	-	-

	66148-67	65414-67	66144-67	66147-67	66149-67	66554-67
Description	Manifold block 4 tapped ports: inlet/outlet 3/4" - top 1/4" - bottom 1/2" Max. flow: 64 dm³/s Dimensions: h 48 x width 66 x depth 73mm Weight: 340 g	Double graduation gauge 0-20 bar. /0-285 PSI Weight 53 g	Wall connection/ fixture bracket kit 1/2" with 2 O rings for hole ø 22.1 mm	1/2" connection kit with 2 O rings for hole ø 22.1 mm	Connection kit for 1/2" to 3/4" Must be ordered with 2 x 66147-67	Connection kit for 1/2" to 1/4" Must be ordered with 2 x 66147-67



## INFLATION TERMINALS

### ► PRE-PROGRAMMABLE ELECTRONIC WALL TIRE INFLATORS



Use AIR



Declaration of conformity provided with product.

For inflating, deflating and adjusting pressure after programming the desired pressure



[1]



[2]



Terminals provided with non-return valve and wall mounting.  
Terminals provided without hose and connectors: ordered separately

	Graduation	Description
[1] <b>66541-67</b>	0.3 to 10 bar	LNE approved for France
[2] <b>65786-67</b>	0.3 to 12.5 bar	Sold with bar as default but can be reprogrammed for PSI or KPA. Sold for export only and according to local regulations in Europe

### ► TECHNICAL INFORMATION

- Reading precision: 0.02 bar.
- Inside or outside installation (IP66).
- Operating temperature: 0 to 60°C.
- Aluminium cabinet
- Ergonomic design, easy to use.
- Large backlit LCD display.
- Information on Psi or KPa equivalent (65786-67).
- 240 V required electrical supply
- Automatic zero setting before each use.
- Dimensions: 269 x 285 x 106 mm.
- Max air intake pressure: 15 bar.
- Conical thread F-G 1/4 air inlet connection.
- Conical thread F-1/1" outlet.
- Attachment hook for hose.
- Weight: 5.4 kg.




### ► INFLATION TERMINAL ACCESSORIES

<b>40058-67</b>	Hose ø7x13 mm, L = 10 m for trucks, woven braid with 1 clamp connector R-0985 valve side, quick coupler + G 1/4 inflator side
<b>40059-67</b>	Woven braid hose L = 20 m, for truck use, with one clamp connection R-0985 valve side, quick coupler + G 1/4 inflator side
<b>44096-67</b>	Hose ø7x13 mm, L = 20 m for use in construction applications, textile braid with 1 studded fitting R-0984 on valve side, quick-connect coupling + G 1/4 65088 on terminal side




## ASSEMBLY EXAMPLES

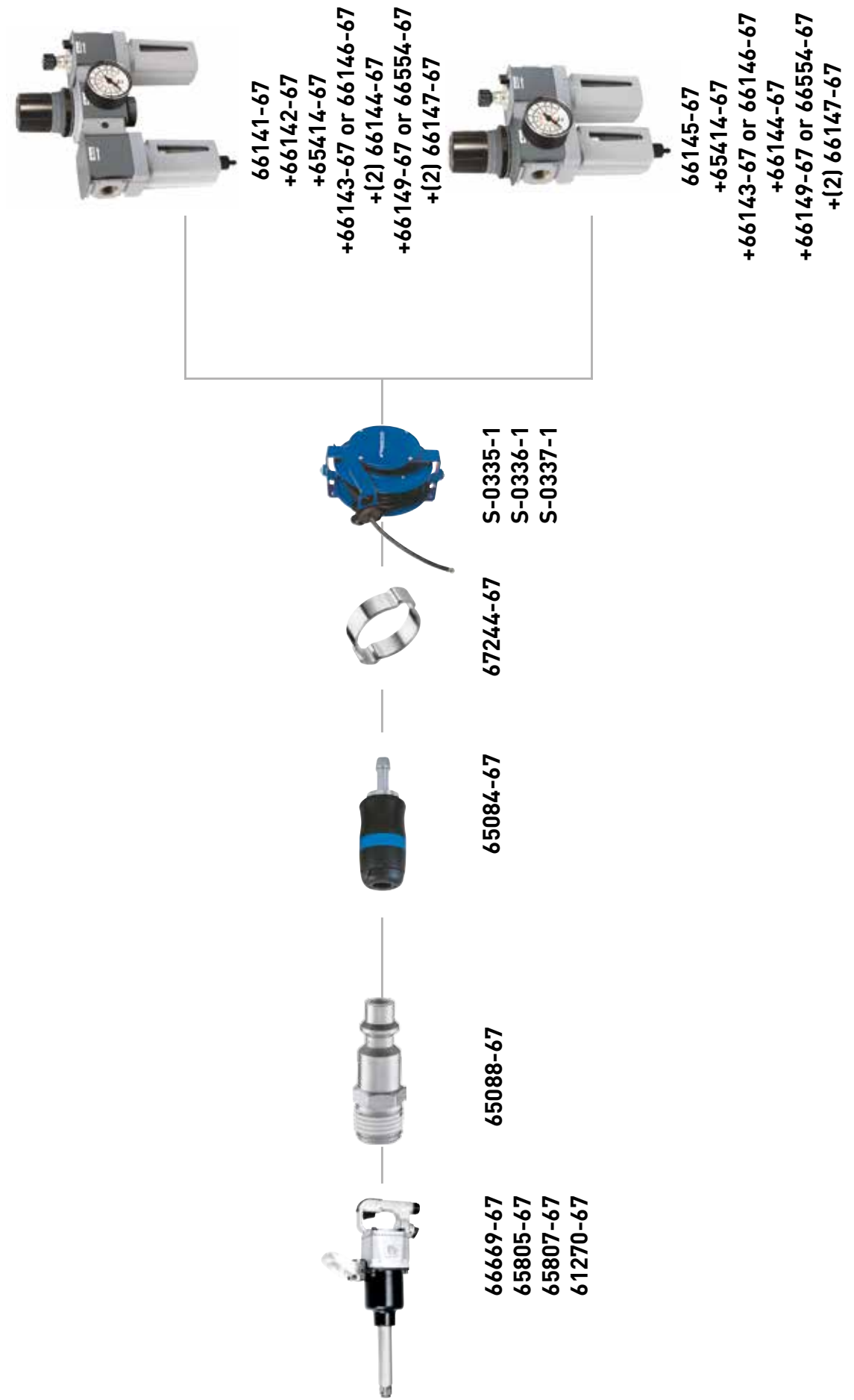
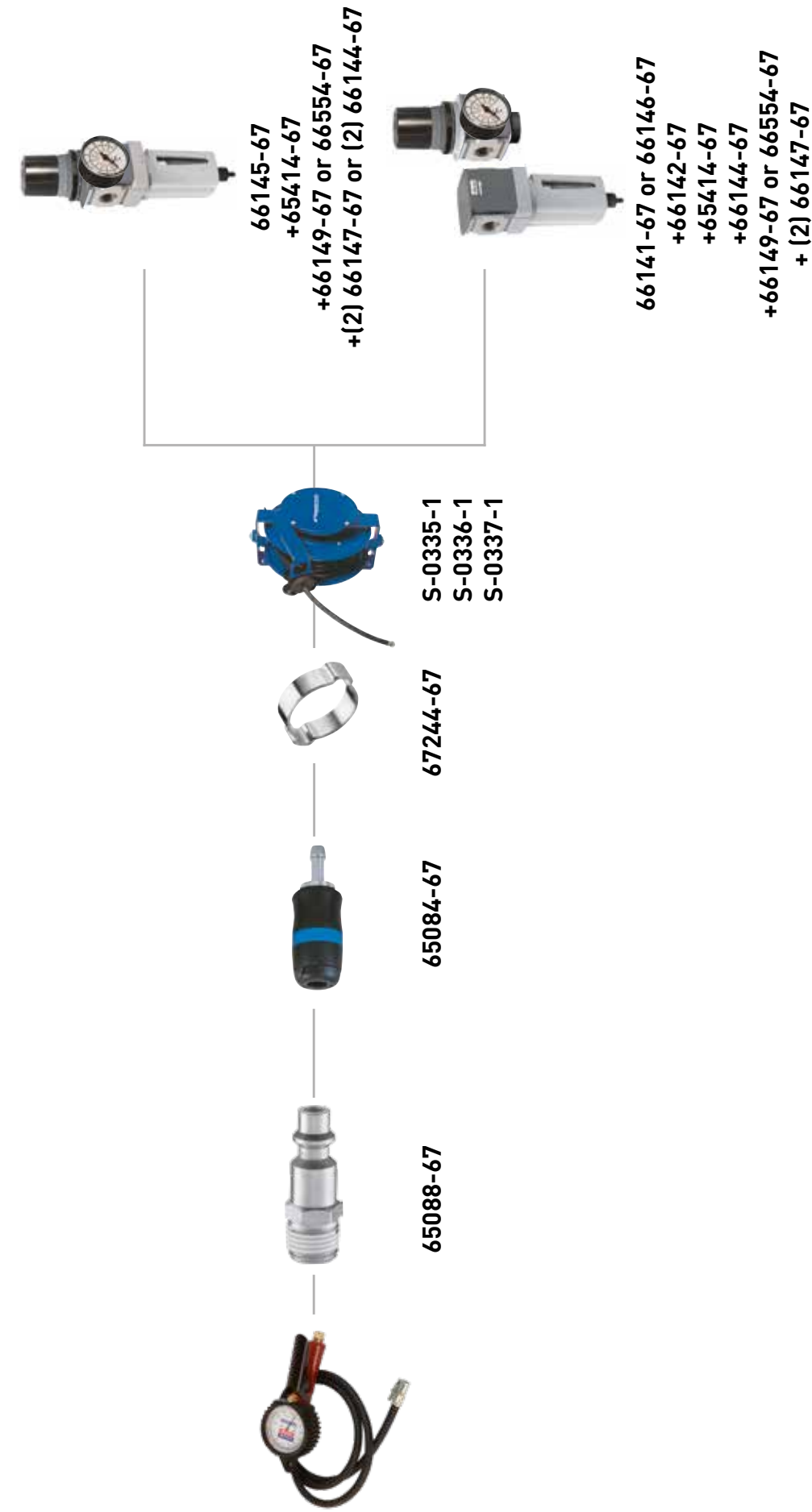
### Compressed air circuit



### Compressed air circuit



EXAMPLES OF FRL ASSEMBLIES



## Chapter 6

THE LABELLING SYMBOLS FOR HIGH-RISK PRODUCTS are given for information purposes only. The products are liable to change and their safety sheets are at your disposal..

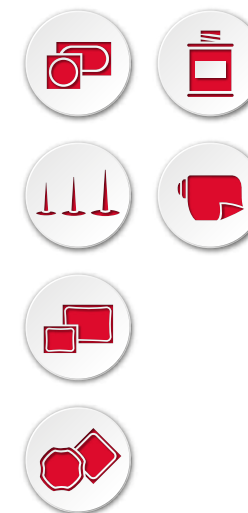
We recommend wearing gloves and protective goggles when executing repairs. Aware of the changes in the law and to the "C.M.R." decree, Schrader Pacific Tire Hardware Solutions is offering chlorinated and aromatic hydrocarbon free products that comply with the "REACH" regulation. Our patches comply with repair standards ECE-R108 and R109.

### STORAGE OF PARTS.

To maintain the expiry dates, store the parts, products and solutions:

- In a clean dry place.
- Away from sunlight and heat.
- Recommended temperature: between 15 and 30° C (save specific product info) Keep the containers closed
- Complete repair instructions can be found in the box or on request
- Follow the corresponding fitting and application instructions to make repairs according to professional practice codes, i.e. adhering to reparability criteria and performing each operation according to a well defined procedure, whatever the repair.

## PATCHES AND REPAIR PRODUCTS FOR TIRES AND TUBES



• PRP: Tube repair parts .....	90-91
• PRC: Tire repair parts ("mushrooms" type).....	92
• PRF: Parts for cold tire repair .....	94
• TRP: Plugs for cold tire repair .....	95
• SCHRAD+: patches for radial tire repair .....	96
• SRR: Retread patches for radial tire repair .....	97
• SDO+: patches for the repair of bias tires.....	98
• Emergency repair inserts.....	99
• Solutions for patches and brushes.....	100-105
• Material for rubbers .....	106-107
• Tire puncture prevention.....	108 - 109



### FORMATION:

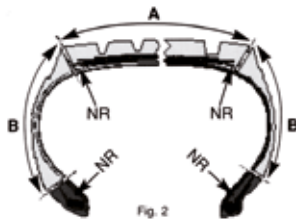
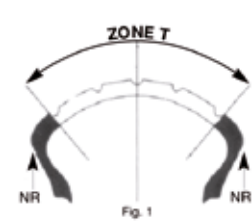
Schrader Pacific Tire Hardware Solutions provides trainings on repair products.



PRC TUBE REPAIR PARTS

► PRP 6 - PRP 8 - PRP 10

- (1) Up to speed index J included for a maximum of 2 repairs
- (2) Up to speed index T included
- Comply with local legislation in all circumstances. Laws may vary from one country to the next.



A: Tire tread B: Tire sidewall  
NR: Non-repairable zone

		BIAS TIRE ARCHITECTURE				RADIAL TIRE ARCHITECTURE					
		A		B		A			B		
		PRP 6	PRP 10	PRP 6	PRP 10	PRP 6	PRP 8	PRP 10	PRP 6	PRP 8	PRP 10
(1)	Truck					X	X	X			
(1)	Agriculture	X	X	X	X	X	X	X	X	X	X
(2)	Public works – OTR					X	X	X	Use of tire repair parts (PRP) not recommended		
(2)	Handling & cranes					X					
	Double X Type F					X	X	X			
	XM27/37 A2 B & A8					X	X	X			

RAPID AND RELIABLE REPAIR:

- Specially designed for punctures made by nails, screws, bolts even in the tire sidewall.
  - The tire must be dismounted to assess its condition and suitability for repair.
- Repair from the inside of the tire. This is the only way of ensuring a quality, reliable and safe repair.
  - Structure of tire protected against moisture optimising the possibilities of retreading.
  - PRP range adapted for all types of tire according to the table below.
- Quick and easy repair. Efficient, permanent and immediately ready for further service (Number of repairs allowed per tire is not limited except for motorcycles).

► Brushes for vulcanizing solutions



60038-67	65076-67	67223-67	65864-67
Flat brush width 40 mm, L = 210 mm	Flat brush width 65 mm, L = 225 mm	Empty can with top-brush for dissolution	Round brush Ø 32 mm, L = 330 mm

PRP TIRE REPAIR PARTS

► BOX OF PARTS

- Parts also recommended for RUN-FLAT tires.



	S-4956-8 (1) 42392-67 (2)	42868-67	S-4955-8
	PRP 6	PRP 8	PRP 10
Ø parts (mm)	6	8	10
Quantity per box	24 (1) 48 (2)	12	10
	3 years after date of manufacture		

► REPAIR KITS



- Tube of vulcanizing solution for kits on page 100
- Tool for roller R-5028-1
- Spherical rasp S-4394-1



S-4252-8 Mini kit
24 PRP Ø 6 mm Solution: 5 tubes of 20 ml 1 Angular milling cutter Ø 6 mm

INNER TUBE REPAIR PATCHES (IRP)

BOX OF PARTS



- Once the repair is finished, sprinkle the part with talc to prevent the IRP from adhering to the inner tube (see talc on page 105).

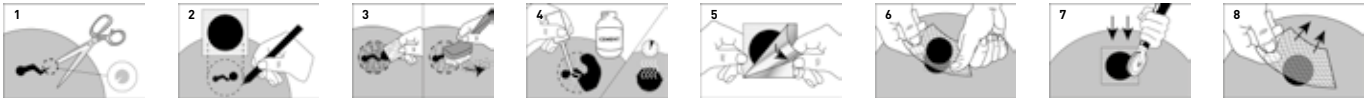



Expiry date: 5 years after date of manufacture.

	Dimensions of parts (mm)	Quantity per box			
Round parts					
60504-67	Ø 54	30	X	X	
60505-67	Ø 75	30	X	X	
60506-67	Ø 94	10	X	X	
60507-67	Ø 116	10	X	X	
Oval parts					
60511-67	150 x 75	10	X	X	

INNER TUBE REPAIR PATCHES (IRP)

Select the repair part according to the size of the damage on the inner tube.



PRF COLD REPAIR FOR RADIAL AND BIAS TIRES

BOX OF PARTS



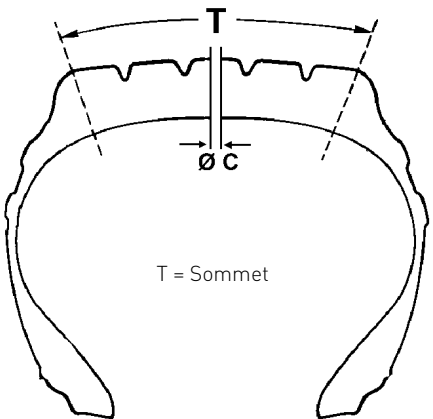
• Use **OPALE** chemical vulcanizing solution.

	Dimensions of parts (mm)	Quantity per box
60702-67	60 x 60	50
60706-67	60 x 60	500
60703-67	67 x 67	50

Expiry date PRF: 5 years after date of manufacture.

- Tread repairs only.
- Speed code restrictions: comply with local laws that can be different in each country


TIRE use	Tire speed symbol	T = Ø C (mm) max Tread injury prepared	PRF 60x60mm	PRF 69x69mm	Max number of repair
	<H	6			3
		8	X	X	3
		10			3
	V-Z	15			3
		6	X		1
		8		X	1



TRP TIRE REPAIR PLUGS FOR RADIAL AND BIAS TIRES

BOX OF PARTS

- Remove the blue protection strip from the part before placing it.
- Use the OPALE cold solution.
- Use air buffer maxi speed 1200 rev/min page 141



	For hole (Ø mm)	Plug (Ø mm)	Quantity
66350-67	6	7	20
66351-67	8	10	20
66352-67	10	11	20

Expiry date TRP: 3 years after date of manufacture.

For complete and perfect sealing, select TRPs

- Radial and bias tire tread repairs.
- Shoulder and sidewall repairs possible in some cases. Comply with local laws, which can be different in each country.
- If the angle of the injury is over 25°, make a two-part repair.
  - TRP are covered with self-vulcanizing gum.
- Reinforce the repair using a PRF or a patch (two-part repair).
- The TRP's diameter is larger than the hole's, allowing compression, which guarantees a durable repair.
- Refer to the repair tables for the PRF or patches used

TIRE use	T = Ø C (mm) max prepared crown injury	TRP	PRF or patch	Max no. of repairs
	6	66350-67	60703-67	No limit
	8	66351-67		No limit
	10	66352-67		No limit
	13	66353-67	See patch table	No limit



SCHRAD+. PATCHES FOR RADIAL TIRES



- For cold or hot vulcanization.
- For tread, shoulder and sidewall injuries: centre of injury = centre of patch.
- <=>The direction of the arrow printed on the patch indicates the radial bead to bead direction



**Expiry date of patches Schrad+: 5 years after date on the packaging.**

	Description	Dimensions of parts (mm) width x length	Number of plies	Quantity per box			
60603-67	115	75x90	1	20	X	X	
60632-67	116	67x104	1	10	X	X	
60604-67	120	80x125	2	10	X	X	
60605-67	122	75x175	2	10	X	X	
60606-67	124	75x220	2	10	X		
60607-67	125	115x125	3	10	X		
60611-67	140	100x195	3	10	X	X	
60612-67	142	130x260	3	10	X		
60633-67	135	148x203	4	10	X		
60613-67	144	130x335	4	10	X		X
60615-67	180	150x190	2	5		X	
60616-67	182	185x240	3	5		X	
60617-67	184	215x295	3	5		X	
60618-67	186	245x340	2	5		X	
60619-67	146	180x440	4	5	X		X
60620-67	150	180x580	5	5			X
60621-67	152	240x580	5	3			X
60622-67	155	260x330	5	3			X
60623-67	156	270x720	7	3			X
60624-67	160	270x860	7	3		X	X
60625-67	162	325x1030	7	1			X
60626-67	165	330x420	6	3			X
60627-67	168	350x760	7	1			X
60628-67	175	450x530	8	3			X
61420-67	581 Aramid	155x195	1	5		X	X
61421-67	583 Aramid	190x245	1	5		X	X
61422-67	585 Aramid	220x350	1	5		X	X
61423-67	587 Aramid	280x450	1	5		X	X
61424-67	589 Aramid	330x590	1	3		X	X

- Parts also recommended for RUNFLAT tires (according to recommendations in table).
- Cold : Use the OPALE vulcanizing solution. • Hot: use the BLACK HOT 2 solution.
- Detailed instructions provided inside each box. • See REP marking page 134.

S.R.R. PATCHES FOR RADIAL TIRES

- Damage on sidewall, shoulder and tread: centre of damage = centre of patch
- <=>The direction of the arrow printed on the patch indicates the radial direction from bead to bead.



**Expiry date of patches SRR: 2 years after date on the packaging.**

	Description	Dimensions of parts (mm) width x length	Quantity per box		
66330-67	SRR1	65	50	x	
66331-67	SRR10	65x80	10	x	
66332-67	SRR12	70x115	10	x	x
66334-67	SRR20	75x125	10	x	x
66335-67	SRR22	75x165	10	x	x
66338-67	SRR33	100x125	10	x	
66339-67	SRR35	125x150	10	x	
66340-67	SRR37	125x170	5	x	
66341-67	SRR40	100x200	10	x	x
66342-67	SRR40A	100x200	10	x	
66343-67	SRR42	125x250	5	x	
66344-67	SRR42A	125x250	5	x	
66345-67	SRR44	125x330	5	x	
66346-67	SRR44A	125x330	5	x	
66365-67	SRR80	150x195	5		x
66362-67	SRR82	190x250	5		x
66363-67	SRR84	215x290	5		x
66364-67	SRR86	245x340	5		x

**A: Aramide**

The suffix A in the description indicates that the product is aramide-reinforced for better solidity, flexibility and performance.

- Cold: use the chemical vulcanizing solution **60712-67**
- Hot: use the vulcanizing solution **60720-67**
- Detailed instructions for use in each box
- See REP marking page 134

SDO+ PATCHES FOR RADIAL TIRES



- Sidewall, shoulder and tread punctures: centre of the puncture = centre of the patch
- <=>The direction of the arrow printed on the patch indicates the radial direction from bead to bead.



**Expiry date of patchse SDO+: 5 years after date on the packaging.**

Description	Dimensions of parts (mm) width x length	Number of plies	Quantity per box			
-------------	-----------------------------------------	-----------------	------------------	--	--	--

Truck, agricultural vehicles							
60651-67	SDO+03	100x100	2	10	X	X	X
60652-67	SDO+04	120x120	2	10	X	X	X
60653-67	SDO+05	160x160	4	10	X	X	X
60655-67	SDO+06	240x240	6	10	X	X	X
60657-67	SDO+07	295x295	6	10	X	X	X
60659-67	SDO+08	345x345	6	5	X	X	X
60665-67	SDO+020	255x255	4	10	X	X	X
60666-67	SDO+021	370x370	4	5	X	X	X

OTR tires							
60667-67	SDO+022	510x510	4	3			X
60668-67	SDO+023	255x255	6	10			X
60669-67	SDO+024	370x370	6	5			X
60670-67	SDO+025	510x510	6	3			X
60680-67	SDO+050	240x240	4	12			X
60681-67	SDO+050+	240x240	6	10			X
60682-67	SDO+052	360x360	6	12			X
60683-67	SDO+052+	360x360	8	10			X
60684-67	SDO+054	500x500	8	5			X
60685-67	SDO+054+	500x500	10	5			X
60686-67	SDO+056	660x660	10	5			X
60687-67	SDO+056+	660x660	12	5			X

- Cold: use the **OPALE** vulcanizing solution.
- Hot: use the **BLACK HOT 2** solution.
- Detailed instructions provided inside each box.
- See REP marking page 134

EMERGENCY REPAIR FROM THE OUTSIDE

Inserts for radial tires

**Long-lasting product**



	15-281
Quantity per box	30
Type of vehicle and tires	Trucks with radial tires
length (mm)	200

- Repairs of punctures from the outside are only EMERGENCY REPAIRS.
- After use, the driving speed must not exceed 80 km/h for a maximum of 80 km.
- As soon as possible, have the tire dismounted by a professional for determination of the structural condition and definitive repair.
- Do not use tires with a speed index of H,V or Z.
- For small punctures up to a maximum of 6 mm.

Insert tools



15-224	15-225	15-227	15-231	15-230	15-232
Open Eye T-handle needle insert tool	Tire probe	Split-eye needle insert tool	Truck metal split-eye needle insert tool	Replacement needle for 15-231	Spiral grip cement needle tool

COLD TIRE DAMAGE REPAIR



References			PRC	PRP	PRF
(1)	Topaze	Solutions	■		
(2)	Opale				■
(3)	Saphir			■	
(4)	Rubber cleaner	Rasp	■	■	■
(5)	Onyx	Finish/seal	■	■	■

SOLUTIONS



(1)	60515-67	65941-67	60516-67
	Can of TOPAZE vulcanizing solution 250 ml	Set of 250 ml can of TOPAZE vulcanizing solution 60515-67 + brush cap 60719-67	720 ml can of TOPAZE vulcanizing solution
	4 years		
	+25°C +15°C		



(2)	60710-67	65613-67	60712-67
	OPALE+ solution (18 to 150°C) (250 ml can), CFC-free	Set of OPALE+ solution 250 ml 60710-67 + brush 60719-67	OPALE+ solution (18 to 150°C) (720 ml can), CFC-free
	4 years		
	+30°C +15°C		



(3)	S-4933-1 (*) S-4933-9 (**)	S-4948-1 (*) S-4948-0 (**)
	Tube of SAPHIR vulcanizing solution 20 ml	Tube of SAPHIR vulcanizing solution 100 ml
	Packaging: 1 (*) Packaging: 50 (**)	Packaging: 1 (*) Packaging: 25 (**)
	2 years	
	+25°C +15°C	

Insert	Patch Schrad+	Patch SRR	Patch SD0+	With gum
■	■			■
■	■	■	■	■
	■	■	■	

RUBBER CLEANERS



(4)	60518-67 (*) 60518-68 (**)	60519-67	60520-67
	Rubber cleaner 800 ml Packaging: 1	Rubber cleaner 5 L	Spray rubber cleaner 500 ml
	Packaging: 1 (*) Packaging: 10 (**)		
	5 years		2 years
	+25°C +15°C		

FINISHING PRODUCTS

BRUSH CAPS





(5)	60730-67
	ONYX finishing product/ sealing of the repair perimeter 250 ml
	15 months
	+25°C +15°C

60719-67	60718-67	60717-67
Brush cap for 250 ml can of OPALE, TOPAZE, ONYX	Brush cap for 720 ml can	Brush for 60718-67









COLD REPAIR OF EXTERNAL DAMAGE WITH SELF-VULCANIZING RUBBER

References		PRF	Patch Schrad+
(1)	Gum A + B		











References		PRF	Patch Schrad+
(2)	Self-vulcanizing bonding gum		

HOT DAMAGE REPAIR 100°C


References		PRF	Patch Schrad+
(3)	Black Hot 2		
(4)	Hot bonding gum		
(5)	Plate 60880	Cushion gum 2.5Kg	
(6)		Cushion gum 1Kg	
(7)	Extruder 67478	Cushion gum 6Kg	
		Cushion gum 12KG	















► GUMS AND VULCANIZING SOLUTIONS



(1)	60731-67	(2)	60732-67	(3)	61392-67	61393-67
	GUM A + B (2 boxes of 300 g)		Self-vulcanizing bonding gum		Hot vulcanizing solution BLACK HOT 2 (100 to 160°C), 600g without CFC	Hot vulcanizing solution BLACK HOT 2 (100 to 160°C) (3.5 kg jug), without CFC
	1 year		2 years		1 year	
	2x300 g		5Kg		800 ml	4.5 L
	-		thickness 0.8 x l. 500 x L. 10000		-	
  	+25°C +15°C		+30°C +15°C	  	+25°C +15°C	

► GUMS



(4)	60733-67	(5)	60734-67	(6)	60736-67	(7)	60740-67 60741-67
	Hot bonding gum		Hot cushion gum		Hot cushion gum		Rope rubber Ø8 mm
	1 year		1 year		-		-
	5Kg		2.5Kg		1Kg		6Kg 12Kg
	thickness 1 x l. 500 x L. 8000		thickness 1.2 x l. 250 x L. 7200		-		-
  	+30°C +15°C	  	+25°C +15°C	  	+25°C +15°C	  	+25°C +15°C

**HOT DAMAGE REPAIR 70°C**

References		Patch Schrad+	Patch SRR
(1)	Mixer 67283	Granite gum	
(2)		Jade	

**HOT DAMAGE REPAIR >100°C**

References		Patch Schrad+	Patch SRR
(4)	Steel-reinforced gum		
(5)	Steel-reinforced gum		


Patch SD0+	Without patch

Patch SD0+	Without patch

► GUM AND VULCANIZING SOLUTION

► MIXER

► STEEL-REINFORCED GUM

	
(1)	66060-67
GRANITE bonding and cushion gum to be mixed	
	18 months
	2 x 2.5 Kg
	-
	+25°C +15°C
(2)	61429-67
Jade vulcanizing solution	
	2 years
	235 ml
	Cap + brush
	+30°C +15°C
67283-67	
MELMA mixer, space between rollers 180 mm	
Made up of a rigid steel frame and two rollers, one of which is mobile with variable distance. These two rollers have the same diameter, but turn at different speeds, thus creating friction on the gum in addition to rolling. It is equipped with a safety bar reversing the rotation direction with automatic lifting of the rear roller. It can be lifted to 100° for cleaning.	

(4)	61148-67
Steel-reinforced gum roll for hot vulcanization >100°C for use with Black Hot	
	thickness 1 x L. 850 x l. 100
	+25°C +5°C
(5)	61149-67
Steel-reinforced gum roll for hot vulcanization >100°C for use with Black Hot	
	thickness 2.6 x L. 780 x l. 100
	+25°C +5°C

► BRUSHES FOR VULCANIZING SOLUTIONS

► TALC AND VULCANIZING SOLUTIONS

				
61433-67	60038-67	65076-67	67223-67	65864-67
Brush cap for 235ml can of JADE	Flat brush, width 40 mm, L = 210 mm	Flat brush, width 65 mm, L = 225 mm	Empty can + brush for vulcanization solution	Round brush, Ø 32 mm, L = 330 mm

		
65834-67	61392-67	61393-67
Talc (shaker)	Hot vulcanizing solution BLACK HOT 2 (100 to 160°C), without CFC, 600g	Hot vulcanizing solution BLACK HOT 2 (100 to 160°C) (3.5 kg jug), CFC-free
		1 year
640g	800 ml	4.5L
	No brush cap	
		+25°C +15°C

MATERIAL FOR RUBBERS

▶ EXTRUDER GUNS

Delivered without compensator.



	67478-67	65761-67
Model	750 W	1600 W (special large EM)
Heating	Electric 220V	Electric 220V
Motor	Pneumatic 6 bar	Electric 220V
Thermostat	0 to 120°C thermostat control	0 to 120°C thermostat control
Rubber Flow (kg/h)	18	40
Weight (Kg)	5	13

GUM WORKING TOOLS

▶ THERMOMETER

▶ HOT PLATE



	67494-67	60880-67
Description	Thermometer allowing for simultaneous measurement of 2 temperatures, in °C or °F. Ideal for use of thermocouples. -Backlit -Impact protection case -Measuring range: -50 to + 1,300°C -1 9V type 6LR61 o 6LRF22 battery (supplied) -Dim: 173 x 60.5 x 38 mm	Hot plate for uncured rubber, 230 V, 0.31 kW Dim: 205 x 515 mm Thermostat: 85°C



67504-67	67505-67	67503-67	67506-67
Thermostat	Nozzle with nut	Resistor	Worm screw



67493-67	67496-67
Rigid probe, 30 cm	10 m thermocouple coil



67479-67
Adjustable compensator



TIRE PUNCTURE PREVENTION

SLIME® RANGE

- The SLIME® puncture prevention product seals punctures:
  - up to a max Ø 3 mm on tires with inner tubes
  - up to a max Ø 6 mm on tubeless tires
- SLIME® fills the punctures on the tire TREAD zone.  
The pressure of the escaping air pushes the product into the perforation, immediately creating a seal.
- Non-toxic liquid, water soluble
- Effective for the entire lifespan of the tire.
- Used for prevention, SLIME® is effective up to 80 km/h.
- When used as an emergency repair after puncture of the tread zone, it is best not to exceed 130 km/h and to have the tire dismounted by a professional as soon as possible, for determination of the condition of the structure and definitive repair.  
Do not use for tire sidewall repairs.
- **Do not use the preventive product if there is a pressure sensor in the tire.**
- Operating temperature from -30 to +80°C.

www  
Find out more at:  
[www.slime.com](http://www.slime.com)

Fibro-Seal™



	SDSB5GIN
Description	Preventive product for tubeless tires up to 80 km/h
Contents	18.9L
Weight	22 Kg
Dimensions	29.5 x 29.5 x 35.5 cm
Use	
Precautions	

	SBAP
Description	Pump for jug SDSB5GIN <b>Capacity Pump 235 ml</b> The pump can be pre-set according to the quantity of product to be inserted in the tire.
Weight	1.3 Kg
Dimensions	64 x 8 x 14 cm



www  
Calculation simulator available at:  
[www.slime.com](http://www.slime.com)



TIRE PUNCTURE PREVENTION

- The tire puncture prevention product fills in small perforations during use on small tires on micro-tractors, mowers, golf carts, trailers, etc.
- The product must be shaken before use.

**Expiry date: 2 years.**



	65468-67
Description	For small tires (can be used for puncture prevention up to 40 km/h)
Contents	30 L
Weight	31 Kg
Use	
Precautions	

	65472-67	65470-67
Description	Hand pump for jug 65468-67 One pump = 100 ml of product.	Pump valve adaptor
Weight	1.1Kg	



www  
Table for use according to tires at  
[shop.schrader-pacific.fr](http://shop.schrader-pacific.fr)





Chapter 7

REPAIR TOOLS AND VULCANIZING EQUIPMENT

When repairing, we recommend wearing helmet, glasses, protective gloves, safety boots and ear protection

- Follow the instructions for use

REPAIR TOOLS AND VULCANIZATION EQUIPMENT

A LARGE RANGE.

Schrader Pacific Tire Hardware Solutions offers a range of equipment for professionals to meet their customers' requirements and to train and provide turnkey solutions for repair specialists, industry, public works and mining..., depending on the tire to be repaired, up to 63" and the type of repair, puncture or injury.

TECHNICAL TRAINING.

Staff concerned:

Any person working in a position within a tire company or independent repair shop requiring in-depth knowledge of repair and associated methods.

Level 1, tire repair, objective:

- Knowledge of cold and hot tire vulcanization repair methods.
- Learning of methods used to repair different types of tires; knowledge of which materials to use.
- Simulations in our training centres.



- Technical support and training..... 112 - 119
- Pneumatic air buffers, connectors and adaptors ..... 120 - 121
- Skiving tools and accessories.....123 - 126
- Electric brushes and accessories ..... 127
- Brush tools..... 128
- Vacuum cleaners.....129
- Tire spreader, cart.....130
- Pneumatic hammers and vacuum cleaners..... 131
- Small hand tools..... 132 - 133
- Tire markers..... 134
- Vulcanizeurs components..... 135 - 139
  - VSM 150, VSM 200
- Vulcanizing machine..... 140
- Support-lifts and spreaders.....141

To register, contact our sales team.












FORMATION:



Schrader Pacific Tire Hardware Solutions provides trainings on repair products.

FIXTURES RECOMMENDED FOR WORKING WITH GUM

Brushing, skiving and cleaning	
	
S-4370-1 S-4979-1	

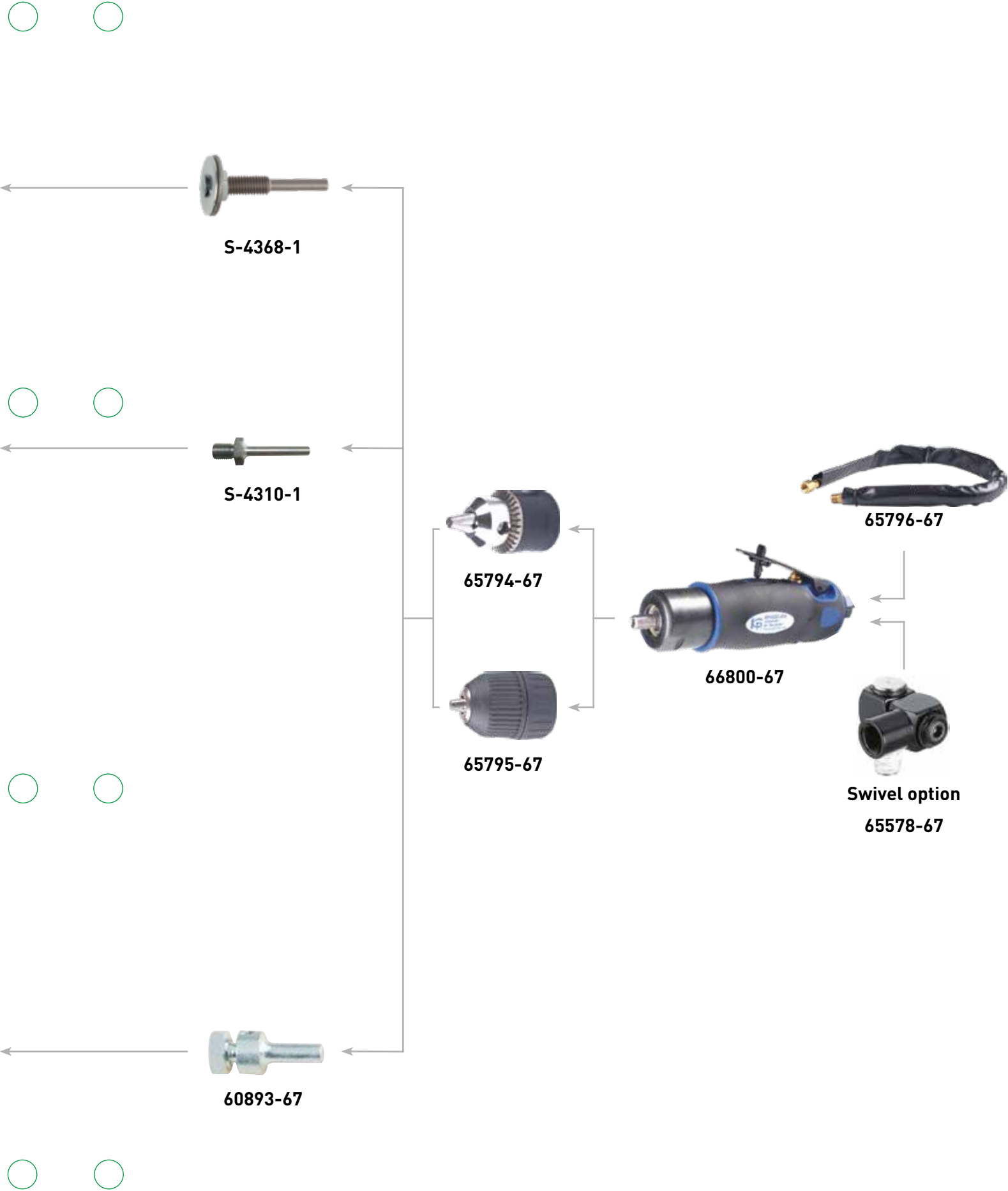
Crater rasping on tire tread		External crater rasping and internal rasping for butyl		Cutting of external rubber	
					
67640-67 (*) 67639-67 (*)	60373-67 60374-67	67620-67 S-4374-1 67621-67	60349-67 60350-67 60355-67 60356-67 60358-67 60359-67	60339-67 60340-67 60341-67	60882-67 60883-67 (*)

Rasping between studs with tall height	External crater rasping and internal rasping for butyl	
		
66687-67 (*)	S-4312-1 (*) 67622-67 (*) 67623-67 (*) 67624-67 (*) 67625-67 (*)	60342-67 (*) 60343-67 (*) 60344-67 (*) 60345-67 (*) 60346-67 (*) 60347-67 (*)

External crater rasping and internal rasping for butyl	
	
67620-67 S-4374-1 67621-67	60339-67 60340-67 60341-67
















(\*) tool adaptable but not recommended for grinder

MECHANICAL AND AUTOMATIC CHUCKS FOR FITTINGS WITH 6 MM/8 MM STEM



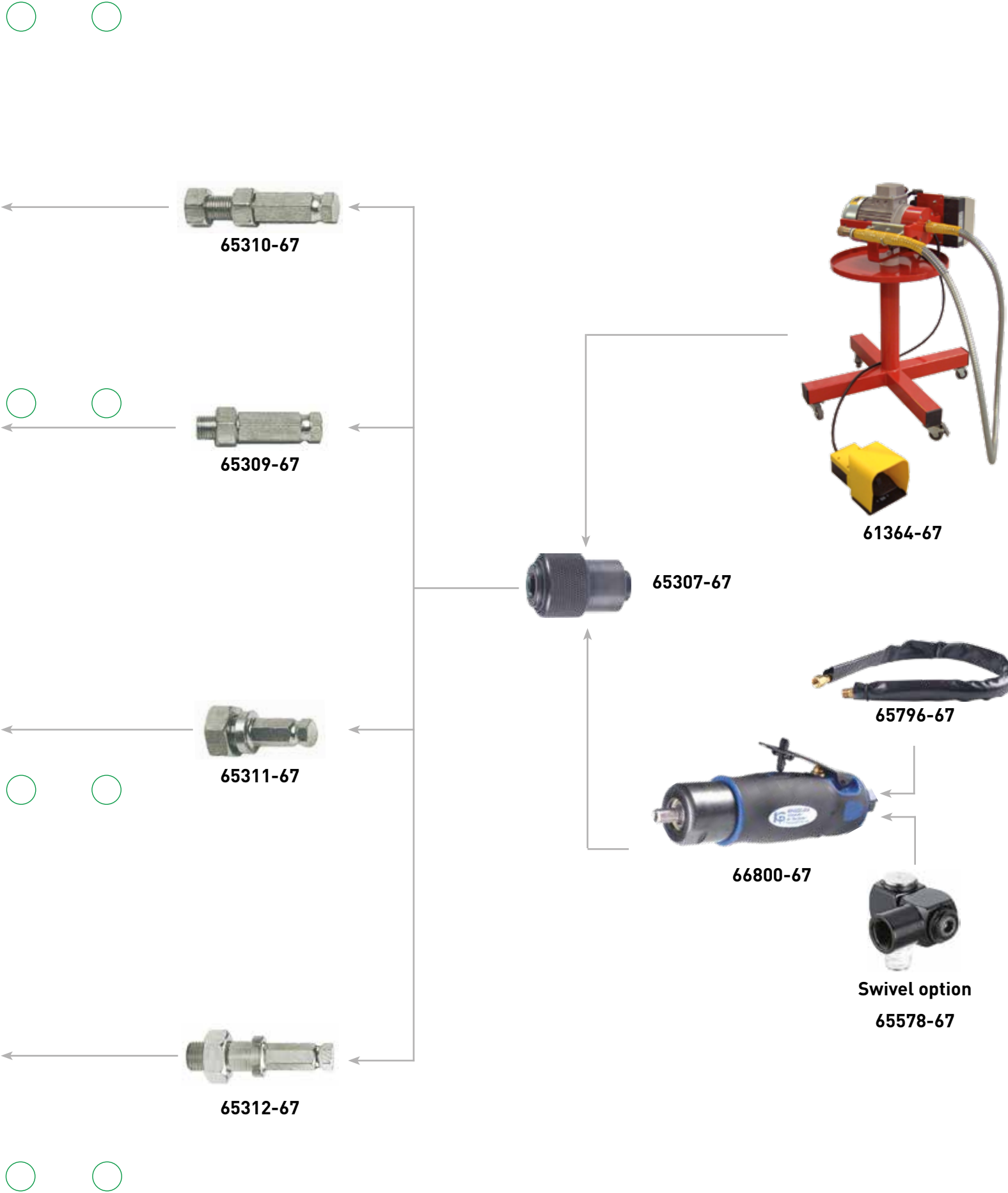


FIXTURES RECOMMENDED FOR WORKING WITH GUM

Brushing, skiving and cleaning					
					
S-4370-1 S-4979-1					
Crater rasping on tire tread		External crater rasping and internal rasping for butyl		Cutting of external rubber	
					
67640-67 (*) 67639-67 (*)	60373-67 60374-67	67620-67 S-4374-1 67621-67	60349-67 60350-67 60355-67 60356-67 60358-67 60359-67	60339-67 60340-67 60341-67	60882-67 60883-67 (*)
Rasping between studs with tall height		External crater rasping and internal rasping for butyl			
					
66687-67 (*)		S-4312-1 (*) 67622-67 (*) 67623-67 (*) 67624-67 (*) 67625-67 (*)		60342-67 (*) 60343-67 (*) 60344-67 (*) 60345-67 (*) 60346-67 (*) 60347-67 (*)	
Brushing, skiving and cleaning					
					
S-4369-1 (*)	S-4306-1 (*) S-4340-1 (*)				

(\*) tool adaptable but not recommended for grinder

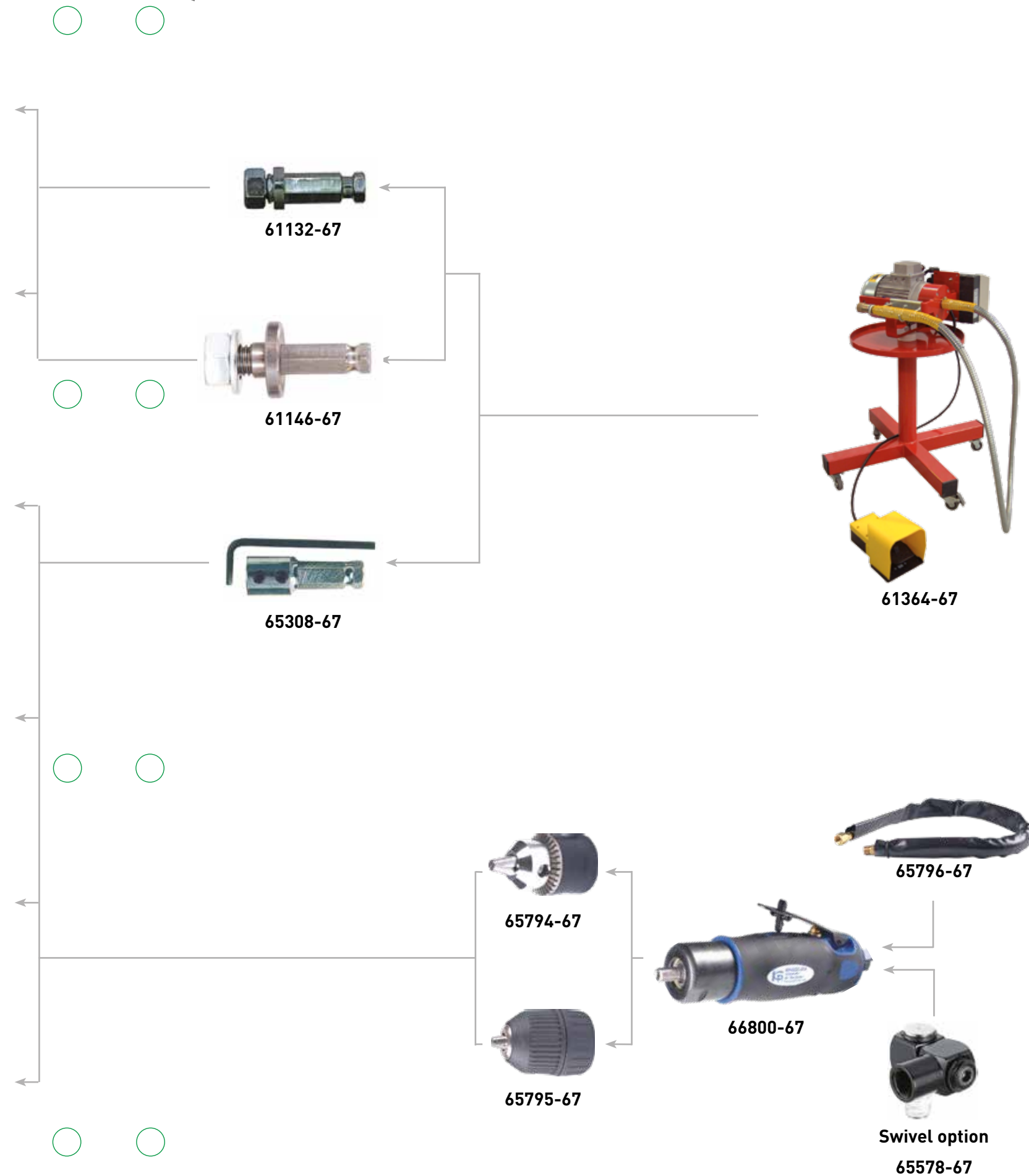
QUICK CHANGE CHUCK FOR HEX SHANK 11 MM



## FIXTURES RECOMMENDED FOR WORKING WITH GUM






			
61129-67		61130-67	
			
61143-67		61144-67	
			
		61145-67	
Finishing rollers			
			
S-4789-1 65851-67		60887-67 60888-67 60889-67	
External crater rasping and internal rasping for butyl			
			
67649-67			
Brushing, skiving and cleaning			
			
66124-67 66125-67		60884-67	
			
		60885-67	
Crater rasping on tire tread and sidewall			
			
66689-67 66688-67		60376-67 60377-67	
			
60382-67 60383-67		60379-67 60380-67	

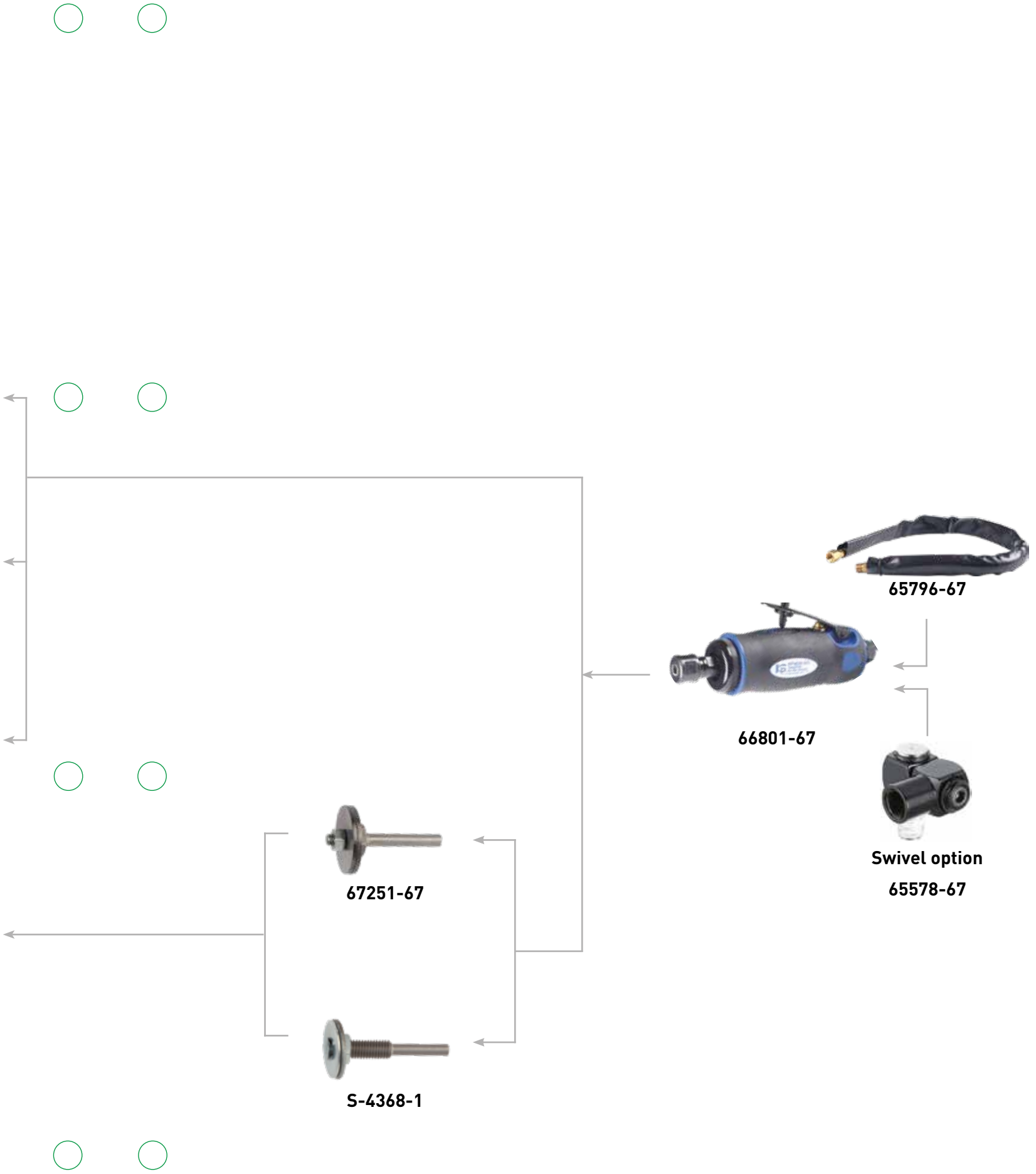
## QUICK CHANGE CHUCK FOR HEX SHANK 11 MM



FIXTURES RECOMMENDED FOR WORKING ON STEEL

COLLET CHUCK Ø6

Cable stop machining on sidewall for small damage	
	
61139-67	61137-67
Cable stop machining on sidewall for significant damage or damage to tire tread	
	
61140-67	
	
61138-67	
Crater rasping on tire tread and sidewall	
	
66962-67	





AIR GRINDERS

▶ WORKING ON STEEL CABLES

▶ WORKING ON RUBBER



	66801-67	66799-67	66800-67
T/min.	22 000	800	4000
Power	253 watt (0.39hp)	335.56 watt (0.45 hp)	291 watt (0.39 hp)
Output shaft threading	3/8" with 6 collet included	3/8"	3/8"
Air consumption (L/min)	133	119	142
Sound level db(A)	103	95	101
Dimensions (mm)	L.175 x ø 50	L. 200 x l. 150 x ø 45	L. 248 x ø 50
Weight (kg)	0.6	1.34	1.06
		Recommended for installation of TRP.	Chucks ordered separately

- Supply with filtered, lubricated air.
- Follow the recommendations in the instructions for use.

Connect a quick connector 65088-67 to the hose.



65796-67	65578-67	S 4788-1
Supply and exhaust kit for grinder 66800-67, L = 74 cm	Bi-directional connection 360°. Keeps the hose straight without any stresses. Improves handling and use of pneumatic tools or inflator gauges. Inlet: G 1/4 Female Outlet: G 1/4 male Flowrate: 0 to 45 m3/h at 7 bar	Spare 6 mm collet with wrenches for grinder 66801-67

CHUCKS AND TOOL HOLDERS

▶ CHUCKS



65307-67	65131-67	65794-67	65795-67
For 66800-67 female quick-connect chuck 3/8" x 24 (hex.11 mm) UNF For air grinder 4,000 rpm max	Chuck wrench, 10 mm (spare part for 65794-67)	For 66800-67 Chuck with wrench, 10 mm	For 66800-67 Automatic chuck 10 mm

▶ TOOL HOLDER CHUCK 10 MM



	S 4310-1	60895-67	60893-67
Tapping	3/8"	M14	3/8"
Tige (mm)	6	8	8
Accessories		With 1 nut	With 1 collet nut

▶ FEMALE TOOL HOLDER



	65446-67	65818-67	65308-67	65447-67	65448-67
Shaft (mm)	3	4.5	6	8	10
Accessories	With Allen wrench	With Allen wrench	With Allen wrench	With Allen wrench	With Allen wrench
Intended use	For tools with Ø 3 mm	For tools with Ø 4.5 mm	For tools with Ø 6 mm	For tools with Ø 8 mm	For tools with Ø 10 mm

▶ MALE TOOL HOLDER



	65309-67	65310-67	65311-67	65312-67
Threading	3/8" x 24 UNF	3/8" x 24 UNF	M14	M14
Offset (mm)	16	24	12	31
Accessories	With 1 nut	With 2 nuts	With 1 nut	With 1 nut

ELECTRICAL BRUSH AND ACCESSORIES

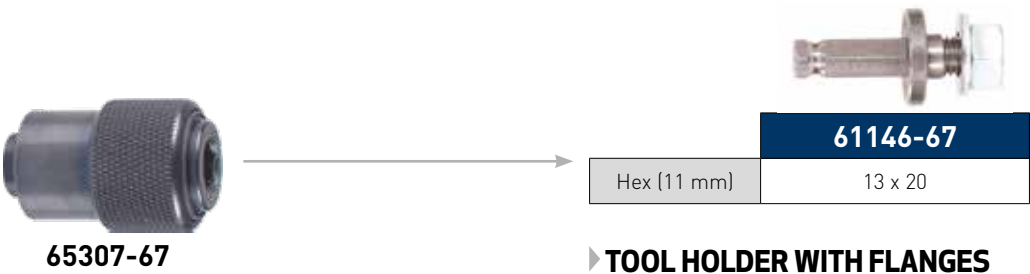


- Powerful, with high torque and adapted speed, avoids burning the rubber.
- Follow the recommendations in the instructions for use.

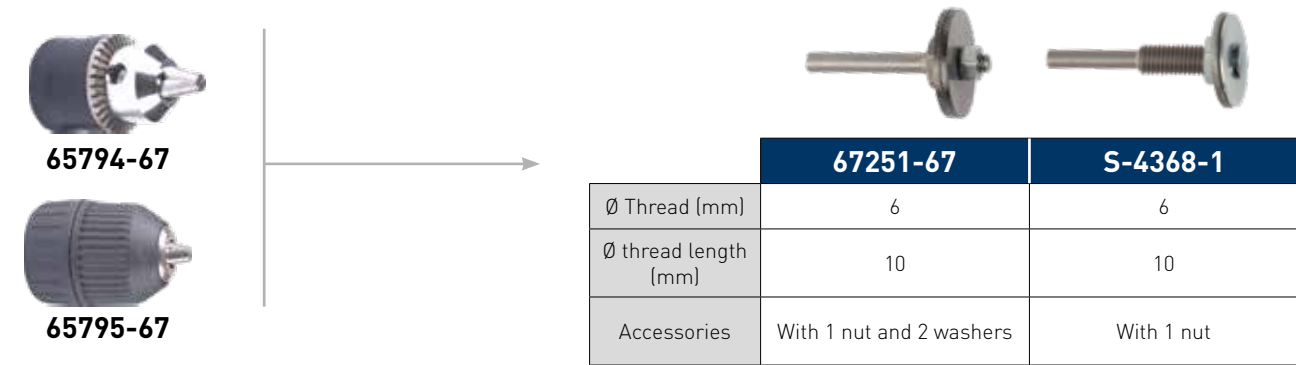


	61364-67	61359-67	61360-67
Description	Electrical brush, single speed 3,000 rpm, on cart with 4 wheels with flexible hose Ø 10	Flexible sheath	Flexible drive shaft Ø10
Power	380 V, 750 W	-	-
Dimensions (cm)	100x77x77	200	± 200
Weight (kg)	50	2.75	0.90

► TOOL HOLDER FOR BRUSHES



► TOOL HOLDER WITH FLANGES



RASPS AND TOOLS FOR RUBBER



► 1/2 SPHERICAL RASPS

- Rasps are recommended for rubber buffing and skiving.
- Speed: between 1400 and 4500 rpm.
- We advise you to wear protective goggles when using this material.



	60339-67	60340-67	60341-67	60342-67	60343-67	60344-67	60345-67	60346-67	60347-67
Grit	GF	GM	TGG	GF	GM	TGG	GF	GM	TGG
Ø (mm)	50	50	50	76	76	76	102	102	102
Width (mm)	25	25	25	32	32	32	38	38	38
Tapping	3/8" x 24 UNF	3/8" x 24 UNF	3/8" x 24 UNF	Ø 14	Ø 14	Ø 14	Ø 14	Ø 14	Ø 14



	67620-67	S-4374-1	67621-67	S-4312-1	67622-67	67623-67	67624-67	67625-67
Grit	TGG	GM	GF	TGG	GM	GF	TGG	GM
Ø (mm)	50	50	50	76	76	76	102	102
Width (mm)	25	25	25	32	32	32	38	38
Tapping	3/8" x 24 UNF	3/8" x 24 UNF	3/8" x 24 UNF	Ø 14	Ø 14	Ø 14	Ø 14	Ø 14

Grit types:	Fine grit (GF) 60 or 170	Medium grit (GM) 36 or 230	Large grit (GG) 24 or 330	Very large grit (TGG) 16 or 390



INTENSIVE  
USE

#### REFERENCES WITH "INTENSIVE USE" MARKING

Tungsten carbide rasps with even teeth. They are made up of a sheet metal holder electronically coated with a number of steel beads (depending on the grain size). These beads themselves are covered with a "conical head" made of tungsten carbide, using the same process. Even and smooth teeth provide more consistent shaping, better ventilation, heating the rubber less and releasing less smoke.

#### ▶ ROUND RASPS



	60349-67	60350-67	60355-67	60356-67	60358-67	60359-67		66687-67
Grit	GM	TGG	GM	TGG	GM	TGG	Grit	GM
Ø (mm)	50	50	50	50	50	50	Ø (mm)	108
Width (mm)	3.5	5	7	10	10	13	Width (mm)	10
Tapping	3/8" x 24 UNF	3/8" x 24 UNF	3/8" x 24 UNF	3/8" x 24 UNF	3/8" x 24 UNF	3/8" x 24 UNF	Ø hole (mm)	14

#### ▶ CONICAL RASPS



INTENSIVE  
USE



	67640-67	67639-67	60373-67	60374-67
Grit	TGG	GM	GM	TGG
Ø (mm)	25	25	25	25
Width (mm)	102	102	102	102
Tapping	3/8" X 24 UNF	3/8" X 24 UNF	3/8" x 24 UNF	3/8" x 24 UNF

## SKIVING TOOLS AND ACCESSORIES FOR RUBBER

- Rasps are recommended for rubber buffing and skiving.
- Speed: between 1400 and 4500 rpm.
- We advise you to wear protective goggles when using this material.

#### ▶ BALL RASPS

HQ  
★★★★



	66689-67	66688-67	60382-67	60383-67
Grit	TGG	GM	GM	TGG
Ø (mm)	20	20	20	20
Ø stem (mm)	6	6	6	6

#### ▶ CERAMIC EMULSION CYLINDRICAL RASP

HQ  
★★★★



	S-4394-1
Ø (mm)	40
Ø stem (mm)	6

- Cutter specially designed for rasping the tire before placing a PRP.
- Recommended speed: between 1400 and 4500 r.p.m.

#### ▶ PENCIL RASPS



	60376-67	60377-67	60379-67	60380-67
Grit	GM	TGG	GM	TGG
Ø (mm)	6	6	6	6
Length (mm)	65	65	102	102
Ø stem (mm)	6	6	6	6

#### ▶ ROUND RASPS

HQ  
★★★★



	67649-67
Grit	GG
Ø (mm)	30
Width (mm)	6
Ø stem (mm)	6

#### ▶ MINI-RASP KIT



	61142-67			
	(1)	(2)	(3)	(4)
Dimension (mm)	Ø15 x 3	Ø 10	Ø6 x 15	Ø3 x 25
Ø stem (mm)	3	3	3	3



SKIVING TOOLS AND ACCESSORIES

► MOUNTED BRUSHES WITH SHAFT



	60884-67	60885-67
Ø (mm)	55	60
Ep.(mm)	8	20
Ø Thread (mm)	6	6

► PVC-COATED BRUSHES WITH STEEL CABLE



	66124-67	66125-67
	63	76
	8	8
	6	6

Use of these brushes limits projections.

► CONICAL REAMER TOOLS



	S-4946-1	65580-67	S-4947-1	65581-67	S-4954-1
Ø (mm)	3	4.5	6	8	10
Ø Thread (mm)	3	6	6	8	10

► CUTTERS FOR METAL

- Speed: maxi 25,000 rpm.
- Use cutter 66801-67 with a ø 6 mm stem (page 141).
- Use the stone for rubber tools P/N 60333-67.
- We advise you to wear protective goggles when using this equipment.



HQ  
★★★★



	61137-67	61138-67	61139-67	61140-67
Grit	80	80	80	80
Type of cutter	Mushroom	Ball	Conical	Conical
Ø (mm)	40	20	25	65
Thickness (mm)	10	-	8	20
Ø Thread (mm)	6	6	6	6

FINISHING TOOLS

► ABRASIVE DISCS



	S-4789-1	65851-67
Ø Thread (mm)	6	6
Width (mm)	15	30
Ø ext (mm)	60	60
Grit Ø	-	-
Description	-	-

► ROLLERS AND EMERY RINGS



	60887-67	60888-67	60889-67
	6	6	6
	30	30	30
	45	45	45
	60	60	40
Complete with 5 rings		1 bag only	1 bag only

- Finishing tools allow to remove the vulcanized rubber excess.
- Speed: between 1400 and 4500 rpm.
- We advise you to wear protective goggles when using this material.



SKIVING TOOLS AND ACCESSORIES

► CUTTING WHEEL

HQ  
★★★★



Sold by 1	66962-67
Ø disc (mm)	50
Ø hole (mm)	6

► GOUGES



	60882-67	60883-67
Tapping	3/8" x 24 UNF	3/8" x 24 UNF
Ø gouge (mm)	32	50
Quantity per box	set of 3	1

- Speed: between 1400 and 4500 rpm.

## TOOLS FOR SHAFT MACHINES

### BRUSHES FOR RUBBER

- Brushes are designed for brushing the rubber and cleaning skived areas or steel cables.
- Speed: between 1400 and 4500 rpm.

USE: adaptors for shaft machines 65312-67 (Hex. 11 mm)



	S-4370-1	S-4979-1	S-4792-1
Description	Set of 5 soft brushes	Set of 5 hard brushes	Set of 2 flanges + 1 washer
Ø (mm)	70	70	45
Thickness (mm)	15/100e	35/100e	
Ø hole (mm)	10	10	10



	S-4306-1	S-4340-1	S-4369-1
Description	Set of 5 soft brushes for metal cables	Set of 5 hard brushes for rubber	Set of 2 plates
Ø (mm)	90	90	65
Thickness (mm)	15/100e	35/100e	68
Ø hole (mm)	14	14	14

### RUBBERIZED BRUSHES



	61143-67	61144-67	61145-67
Ø (mm)	50	75	75
Thickness (mm)	6	6	12
Ø hole (mm)	12.7	12.7	12.7

Use the tool holder 61146-67

## ACCESSORIES FOR BRUSH AND VACUUM CLEANER

### GREASE FOR BRUSH



The interior of the brushes must be greased at least once a year

65607-67
Grease cartridge for brush interior

### STONE FOR RUBBER TOOLS



60333-67
Carborundum grinding stone with handle 170 x 30 x 20 mm for cleaning metal skiving tools

### VACUUM CLEANER

- Operating pressure: 7 bar.
- Supply with non-lubricated filtered air



	65192-67	67215-67
Description	Pneumatic vacuum for dust and balancing beads. It is also very helpful to empty the water from weighted or stored tires during severe weather	Vacuum cleaner 1100 W., 180 m3/h, tank 15 L. (bagless) with accessories
Weight (kg)	1.2	9.3
Connection	G 1/4	Tapping G 1/4

## SPREADERS, REPAIR TABLE

### MECHANICAL TIRE SPREADER



	66810-67	66811-67
Manual tire spreader	PL	GC
Max opening (mm)	300	870
Weight (kg)	2.3	5.1

### REPAIR TABLE

This is an essential component for all truck or earthmover repair stations.  
This highly mobile trolley (4 swivel wheels) accompanies the operator and ensures that all the necessary repair tools are within his reach.  
Size: L 55 x W 55 x H 115 cm.  
Weight: 35 kg



Order the combined filter-regulator separately: ref. 67374-67

	67214-67
Description	Mobile cart on rollers L 55 x l 55 x h 115 cm.
Weight (kg)	35

### LIFTER SPREADER SUPPORT 300 KG

- Low position: Place the tire on 2 rollers, put the clamps in place and spread the tire beads.
- High position: using the control station lever, lift the tire spreader assembly.
- Control station with table for tools.



	67201-67	66154-67
Description	Lift-spreader enabling the operator to work at a comfortable height without having to bend down. Possible intermediate positions. Can be embedded. Necessary working surface 3m2. Maximum lifting capacity: 20.5 R 25 Maximum size capacity without lifting: 23.5 R 25 Lifting strength at 12 bar: 200 kg Lifting strength at 15 bar: 300 kg Lifting stroke: 450 mm Air inlet: 1/4". Maximum pressure: 16 bar. Size: L. 1.2 x W. 0.8 x h 0.90 m. Weight: 160 kg.	Ramp option with assembly parts for lift-spreader 67201-67

## PNEUMATIC HAMMERS AND OTR KNIFE

### PNEUMATIC HAMMERS

- Operating pressure: 6-8 bar.
- Filtered and lubricated air supply (see page 105).
- Connect a quick coupler 65088-67 onto the hammer.
- Compliant with Directive 2006/42/EC



	67231-67	66802-67
Description	Pneumatic hammer for flattening earthmover patches.	Pneumatic hammer for flattening for applying truck, farm vehicle and earthmover patches.
Weight (kg)	1.8	3
Connection	G 1/4	Tapping G 1/4
	Sold without fittings	Sold without fittings but with two wrenches and one spare head



	66664-67	65984-67	66803-67
Spare parts	Head for 67231-67	Spring for 67231-67	Rubber nipple for 66802-67

### OTR KNIFE

Tool to remove butyl for construction machine repairs



	61320-67
Cutting width	32 to 40 mm
Cutting depth	6 to 7 mm

The repair of OTR tires can be problematic for technicians in certain phases.  
The preparation phase before repair (brushing) is long and tedious for professionals, since it produces a lot of rubber dust.  
This tool responds to the needs of professionals as well as occupational health recommendations, by reducing the brushing phase by 90%.

- Reduces the brushing phase by 90%
- Control of heating power
- Touch button on handle to start blade heating
- Sold with box of 8 blades, 32-40 mm (ref 61322-67)
- Easy storage in plastic case





## SMALL HAND TOOLS

### ► KNIVES





	Description	Long blade (mm)
	<b>17-249</b> Curved knife	85
	<b>17-248</b> Knife with straight blade 10 cm	100
	<b>67227-67</b> Knife with ABS sleeve	160
	<b>67228-67</b> Knife with ABS sleeve	120
	<b>67229-67</b> Knife with ABS sleeve	280
	<b>60338-67</b> Stone for rubber tools 230 mm	

### ► STITCHER ROLLERS AND PROBING AWL








	Description	Ø roller (mm)	Width (mm)
	<b>66383-67</b> Indicator of Ø for PRP and TRP, L = 215 mm		
	<b>R-5028-1</b> Stitcher roller	34	9
	<b>60881-67</b> Toothed fine stitcher	25	2
	<b>17-244</b> Toothed stitcher	38	2
	<b>17-245</b> Toothed stitcher	38	6
	<b>17-246</b> Toothed stitcher	50	6
	<b>61182-67</b> Steel roller	40	46
	<b>67225-67</b> Stitcher with points	50	40
	<b>67226-67</b> Box of 3000 points for stitcher 67225-67		

## SMALL HAND TOOLS

### ► PLIERS

	Description
	<b>65219-67</b> Folding wire cutter for steel cables
	<b>67221-67</b> Wire cutter for steel wires
	<b>67220-67</b> Pliers
	<b>65126-67</b> 45° angled circlip pliers


### ► BRUSHES, MALLET, RULE, SCREWDRIVER, SCISSORS, DEFACING TOOL

	Description	Length(mm)
	<b>67218-67</b> Rubber mallet	320
	<b>67222-67</b> Short shaft whisk broom	290
	<b>65279-67</b> Steel convex brush	255
	<b>65812-67</b> Grater	150
	<b>66085-67</b> Stainless steel straight brush 0.35, 4 rows, body in beech	310
	<b>60886-67</b> Scissors	Total: 200 Blades: 110
	<b>67233-67</b> Tool for removing the tire registration number (delivered with its blade)	
	<b>67234-67</b> Replacement blade	

### ► PORTABLE LAMP

#### V2316

Bendable 120°  
Rechargeable battery 3.6 V  
Battery life 3.5 – 4 hrs  
5 LED = 300 lux at a distance of 60 cm  
18 LED = 800 lux at a distance of 60 cm  
Weight approx. 200 g  
IP30 protection



TIRE MARKERS



If the marker stays connected during pauses, it may overheat and be damaged.




60235-67

Description	Tire marker power 300 W. Capacity 6 letters or numbers height 12 mm reaches its temperature after 20 min
-------------	-------------------------------------------------------------------------------------------------------------



INTENSIVE  
USE



60181-67

66969-67

Description	SUPER MARKER Fitted with 135 x 64 mm rectangular head with groove. Ready for use after 20 minutes. The following items may be inserted: - 15 separate figures or letters, height 10 mm - 10 separate figures or letters, height 20 mm - 1 personalised logo engraved on a removable plate	STANDARD MARKER Fitted with 85 x 64 mm rectangular head with groove. Ready for use after 15 minutes. The following items may be inserted: - 9 separate figures or letters, height 10 mm - 5 separate figures or letters, height 20 mm - 1 personalised logo engraved on a removable plate
Power	400 W	800 W
Possible engraving surface (mm)	135 x 64	157 x 67
W. (mm)	370	380
Weight (kg)	2	3.5

- These electrically heated marking appliances are used for marking tires by burning at a temperature of approx. 350°C.
  - The following items may be placed in the groove of "Standard", "Super" appliances:  
separate numbers or letters, or a text or logo on a removable plate.
    - Power 230 V single phase with earth.



Extract from the «Tire repair Guide» printed by "Les professionnels du pneu"

"Tire repairs with patches and vulcanization in conformity with all repair process standards and control standards are marked with an indelible marking.

<sup>1)</sup> A mark inside clearly identifying the repairer will be affixed to the repair itself.

This marking will include the first six numbers of the repairer's RC (starting from the left) or name.

<sup>2)</sup> On the outside, a hot stamping will show "REP" on the fitting line vertical to the repair.

As of 1<sup>st</sup> January 2009, no more hot vulcanizing repairs on tire sidewalls can be made without the "REP" marking. Application for cars equipped with repaired tires according to professional practice code: as of 1 January 2012, all tires repaired on sidewall and according to professional practice code must be stamped with "REP" marking.

<sup>(2)</sup> **65822-67** Aluminium plaque P/N.


All letters and numbers available on request.

	Letter	Height (mm)
<b>67471-1R</b>	R	10
<b>67471-1E</b>	E	10
<b>67471-1P</b>	P	10

	Letter	Height (mm)
<b>67472-2R</b>	R	20
<b>67472-2E</b>	E	20
<b>67472-2P</b>	P	20

VULCANIZERS "VSM 150"

- Vulcanization devices must always be operated under operator supervision.
- Disconnect the cabinet from the mains supply once vulcanization is complete.
  - Never open the cabinet without disconnecting it from the mains supply.



Specifications

	66662-67	66663-67
Power supply	230 V 2 P + T 16 A 30 mA	
Max power (W)	3500	
Timer (Time)	0 - 12	
Weight (kg)	67	147
Heating pad temperature (°C)	120	
Operating pressure (bar) dry air calibrated	2	
Maxi patch code	144	144 / 186 and 052
Control box dimensions (cm)	L. 40 x prof. 25 x h. 60	
Device dimensions on stand (cm)	L. 94 x prof. 66 x h. 134	

66662-67

66663-67

Applications		
Description	Vulcaschrad complete	Vulcaschrad PL - AGR - GC - TP
Accessories provided	<ul style="list-style-type: none"><li>- 1 regulating cabinet VSM 150. 2 adjustable thermoregulators and its trolley with wheels</li><li>- 4 inflation extensions (67445-67)</li><li>- 2 heating pads 32 x 21 cm (TCR) (67382-67)</li><li>- 2 heating pads 56 x 27 cm (T1) (67383-67)</li><li>- 2 heating pads 56 x 27 cm (T1) (67383-67)</li><li>- 2 flat airbags 34 x 22 cm (C13) (65445-67)</li><li>- 2 flat airbags 57 x 31 cm (C2) (65444-67)</li><li>- 2 flat airbags 57 x 31 cm (C2) (65444-67)</li><li>- 3 straps for light trucks, little size L=3m (66837-67)</li><li>- 3 straps for trucks, large size L=3m (67447-67)</li><li>- 1 protective screen 40 x 28 cm (65870-67)</li><li>- 1 protective screen 77 x 37 cm (67419-67)</li><li>- 5 plastic filling tubes ø 11, L = 27 cm (65873-67)</li><li>- 10 plastic filling tubes ø 11, L = 40 cm (65874-67)</li><li>- 10 plastic filling tubes ø 11, L = 50 cm (67433-67)</li><li>- 2 set of 6 compensation bags 11 x 45 cm light truck (65875-67)</li><li>- 2 set of 6 compensation bags 11 x 55 cm heavy truck (65876-67)</li></ul>	<ul style="list-style-type: none"><li>- 1 regulating cabinet VSM 150. 2 adjustable thermoregulators and its trolley with wheels</li><li>- 5 inflation extensions (67445-67)</li><li>- 2 heating pads 32 x 21 cm (TCR) (67382-67)</li><li>- 2 heating pads 56 x 27 cm (T1) (67383-67)</li><li>- 1 heating pads 42 x 33 cm (T1A) (65865-67)</li><li>- 1 heating pads 48 x 44 cm (T1B) (65866-67)</li><li>- 2 flat airbags 34 x 22 cm (C13) (65445-67)</li><li>- 2 flat airbags 57 x 31 cm (C2) (65444-67)</li><li>- 1 flat airbag 50 x 50 cm (C2B) (65872-67)</li><li>- 3 straps for light trucks, little size L=3m (66837-67)</li><li>- 3 straps for trucks, large size L=3m (67447-67)</li><li>- 1 protective screen 40 x 28 cm (65870-67)</li><li>- 1 protective screen 77 x 37 cm (67419-67)</li><li>- 5 plastic filling tubes ø 11, L = 27 cm (65873-67)</li><li>- 10 plastic filling tubes ø 11, L = 40 cm (65874-67)</li><li>- 12 plastic filling tubes ø 11, L = 50 cm (67433-67)</li><li>- 20 plastic filling tubes ø 11, L = 60 cm (67435-67)</li><li>- 2 set of 6 compensation bags 11 x 45 cm light truck (65875-67)</li><li>- 2 set of 6 compensation bags 11 x 55 cm heavy truck (65876-67)</li><li>- 1 set of 20 compensation bags (65434-67)</li><li>- 1 set of 6 filling bags (3 of 30 x 25cm) and (3 of 25 x 14 cm) (65432-67)</li></ul>





VULCANIZER "VSM 200"

- The advantages of these vulcanizers are their use adaptability, small size and capacity to repair all tire sizes up to 59/80 R63.
- Flexible rubber heat pads and air bag conform to the profile of radial, cross ply, wide base low profile and avoid any deformation during vulcanization.
- The composition of VSMs depends on the mini and maxi size of the tires and patches to be vulcanized.
- Electronic setting of the heating temperature according to the type of tire used.

SINGLE-ZONE VULCANIZER WITH 2 ADJUSTABLE THERMOREGULATORS FROM 0 TO 140°C FOR VULCANIZING ONE TIRE AT A TIME

► REGULATING CABINET



	67370-67	65328-67
Applications	   	
Description	Cabinet with 2 thermoregulators, 2 air regulators without stand	Mobile support option - (25 kg)







Specifications	
Power supply	230 V 2 P + T 16 A 30 mA
Power (W)	3500
Timer (Time)	0 - 12
Weight (kg)	30
Heating pad temperature (°C)	120
Operating pressure (bar) dry air calibrated	2
Control box dimensions (cm)	L. 40 x depth 25 x height. 60

For multicure options, contact us

- Vulcanizing devices must always work under the supervision of an operator.
- Disconnect the cabinet from the mains as soon as the vulcanization is finished.
- Never work in a cabinet without disconnecting the mains.
- These vulcanizers are equipped with a circuit breaker to optimise operator safety.

- Accessories must be ordered separately.

► ACCESSORIES

Vulcanizer	 Maxi patch code: 140	 Maxi patch code: 144	 Maxi patch code: 186 ou 052	 Maxi patch code: 150	 Maxi patch code: 156	 Maxi patch code: 162
VSM 200	V1	V2	V2 + V3	V2 + V4	V2 + V4 + V5	V2 + V4 + V5 + V6

COMPONENTS FOR "VSM" VULCANIZERS









► MONO-ZONE FLEXIBLE HEATING PADS  
T. 100 to 120°C with protective film, for cabinets VSM 150, VSM 200, VSM 204 and VSM 208








- Never leave the heating pad unattended during a vulcanization.
- The pad must be powered with talc on each side before use.
- Handle pads only with the power off (not connected to the cabinet) and with two hands in order to avoid damaging them.
- Never pick up the pads by the electrical connections.
- Store the pads flat.
- Properly chock pads during vulcanization



The code is written on a corner of the pad. For multicure options, contact us

	67382-67	67383-67	65865-67	65866-67	67384-67
Code	TCR	T1	T1A	T1B	T8
Dimensions (cm)	32 x 21	56 x 27	42 x 33	48 x 44	73 x 35
Use		 		 	 
Protective foil	66551-67	66544-67	66545-67	66546-67	66550-67

	67385-67	67386-67	67388-67	67389-67	66797-67
Code	T5	T6	T2	T3	Set of 25 mould-release tissues 20 x 50 cm
Dimensions (cm)	86 x 44	112 x 44	52 x 49	66 x 69	
Use			 		
Protective foil	66548-67	66549-67	66546-67	66547-67	

► PROTECTIVE SCREENS



	65870-67	65871-67	67419-67
Dimensions (cm)	40 x 28	60 x 60	77 x 37



## COMPOSANTS FOR "VSM" VULCANIZERS

For personalized markings, contact us

### ▶ EXTRA FLAT AND VERY FLEXIBLE AIRBAGS



	61210-67	61211-67	61212-67	61213-67	61214-67	61215-67
Dimensions (cm)	34 x 22	40 x 40	50 x 50	57 x 31	60 x 60	75 x 35
	61216-67	61217-67	61218-67	61219-67	61220-67	
Dimensions (cm)	80 x 80	100 x 50	100 x 100	120 x 50	120 x 60	

### ▶ FLAT AIRBAGS



Equipped with 2 reinforcement covers

	65445-67	65444-67	65872-67	67411-67	67404-67	67405-67	67407-67	67445-67
Dimensions (cm)	34 x 22	57 x 31	50 x 50	80 x 80	75 x 35	100 x 50	120 x 60	Extension for flat airbag, L= 50 cm
Code	C13	C2	C2B	C90	C31	C51	C120	

### ▶ PLASTIC RIGID FILLING TUBES



	65873-67	65874-67	67433-67	67435-67
Dimensions Ø x L. (cm)	11 x 27	11 x 40	11 x 50	11 x 60
Use				

## BAGS AND STRAPS

### ▶ PRESSURE AND HEAT TRANSFER BAGS, FILLED WITH AGGLOMERATE BALLS



	65601-67	65602-67	65603-67	66841-67
Dimensions (cm)	11 x 11	13 x 18	16 x 22	8 x 30
	66843-67	66844-67	66845-67	66840-67
Dimensions (cm)	14 x 27	10 x 43	18 x 33	Set of 9 bags (1 of each)

### ▶ EXTERNAL FILLING BAG TO AVOID DEFORMATION OF THE PAD



(sold empty)

	65432-67
Dimensions (cm)	Set of 6 bags: - 3 bags 25 x 14 - 3 bags 30 x 25
Use	

### ▶ COMPENSATION BAGS FOR INTERNAL WEDGING



(sold empty)  
to be filled with dry, very fine sand

	65875-67	65876-67	65434-67
Quantity	Set of 6	Set of 6	Set of 20
Dimensions (cm)	11 x 45	11 x 55	15 x 70
Corresponding airbag	C13	C1, C2, C31	C31, C51, C120
Use			

### ▶ STRAPS



	66837-67	67447-67	67448-67	67449-67	66838-67
Width x length (cm)	300 x 5	300 x 5	400 x 5	500 x 5	Guide-straps 5 rounds
Type of tensioner	Small	Large	Large	Large	
Colour	Blue	Blue	Orange	Green	
Marking (*)	SCHRD 3	SCHRD 3	SCHRD 4	SCHRD 5	

(\*) The No. corresponds to the length of the strap in m

MANUAL VULCANIZING PRESS “M50”

FOR SIDEWALL REPAIR

- Portable vulcanizing press for repairing all types of tire .
  - 2 heating units.
- Constant pressure in the tire throughout the operation.
  - Timer.
- Leg for ground fixture optional extra.



	65897-67
	Sold complete with swivel support base (65982-67)
Power supply	230 V 2 P + T
Power (W)	1200
Weight (kg)	29.4
Dimensions of heating unit (cm)	19 x 10
Device dimensions (cm)	Length. 63 x Width 20 x height. 98



65982-67
Optional directionable stand optional

REPAIR SUPPORTS-LIFTS

1.5 T. MODEL

- Allows the operator to work at a comfortable height without having to bend down or handle the tire.
  - Makes tire inspection and repair easier.
- Max operating pressure: 7 bar. Use a Filter-Regulator-Lubricator on the compressor outlet.
- We advise you to wear protective goggles, gloves and footwear when using this equipment.
  - Follow the user instructions.



Contact us for equipment up to 7T

	67208-67
<b>HQ</b> ★★★★	- Hydraulic raising/lowering, actuated by the operator with a lever located on the pump at the rear of the device. - Rollers rotate freely in the hand. - Safety in the work position due to pin with 6 possible positions. - The lower part of the tire is free to enable the straps of a vulcanizer VSM 200 to be passed through it. The device can be immobilised by means of the 2 screws on the base plate.
Maximum tire size	33/25 R35
Lifting strength	1.5 T
Maximum lifting capacity (Kg)	1500
Lifting stroke (mm)	800
Dimensions (mm)	L.1940 x W.1450 x H.1525
Necessary working surface area	min. 1 meter around the device
Maximum pressure (bar)	700
Tare weight (kg)	300
Roller's dimensions	Rollers Ø 90 mm with a useful length: of 950 mm



Chapter 8

- Everything you need to properly maintain tires
- A must for professionals

STORAGE OF PARTS:

To maintain the expiry dates, store the parts, products and solutions:

- In a clean dry place.
- Away from frost and heat
- Keep the containers closed

Follow the user instructions.



THE LABELLING SYMBOLS  
FOR HIGH-RISK:

products are given  
for information purposes only.  
The products are liable to change and  
their safety sheets are available at your  
disposal.

After-sales service: A trained & experienced after-sales team

Mounting, calibration, repair and maintenance:

- Pressure gauges
- Hydropneumatic jacks
- Tire regroovers
- Construction and agricultural vehicle tire mounting tools
- Torque wrenches

For non-manufactured products, Schrader Pacific Tire Hardware Solutions has obtained tool supplier approvals for internal after-sales services.



Service SAV Schrader S.A.S.  
Quai n° 2 - Rue Jean Mermoz  
25300 Pontarlier - France  
France => Tél.: +33 (0) 381 38 56 60  
International => Tél.: +33 (0) 381 38 56 27

**Cattini**  
OLEOPNEUMATICA  
Cattini-approved repair service

SERVICE TOOLS AND EQUIPMENT



• Impact wrenches .....	144 - 145
• Impact sockets .....	146 - 148
• Tire regroovers .....	123 - 126
• Handling lifting..... Jack stand, hydraulic jacks, mobile hydropneumatic lifts	150 - 153
• Tools for 1-piece rim .....	154
• Products for tire mounting and removal .....	155 - 156
Tire paste, cream, gel, lubricant, sealant and brushes	
• Marking chalks and STYLMARK® .....	156
• Workshop service: lubricant, degreaser and cleaner for brakes.....	157
• Tire wear gauges.....	158
• Tools for valves.....	159
• Levers .....	160 - 161
• Torque wrenches.....	161
• Personal protective equipment .....	162 163



IMPACT WRENCHES



	66865-67	65810-67	66670-67
Code	KP-1838 A	KP-1036-6	KP-1838A-6
Square (")	1	1	1
Handle	Straight	Straight	Straight
Impact system	Double	Double	Double
Body and handle	Metal	Metal	Metal
Air exhaust	On the side	On the side	On the side
Speed (rpm)	5000	4000	5000
Torque (N.m)	2712	2441	2712
Weight (kg)	7.04	11.3	8.1
Length (mm)	347	518	487
Air inlet connector (")	G 1/2 F	G 1/2 F	G 1/2 F
Shaft	Short	Long	Long
Air consumption (L/min)	255	312	255
Acoustic pressure dB(A)	106	101.95	104
Noise level dB(A)	121	112.94	120
Acoustic pressure dB(C)	117	102	115
Vibration Level (M/S^2)	17.2	15.24	14.5
Pressure relief kit: 6 bar limit (order separately)	66665-67		



65808-67	66091-67
KP-1032	KI-30
1	3/4
Revolver	Revolver
Double	Double
Metal	Metal
Under handle	Under handle
5500	5500
1627	1492
5.64	5.6
224	220
G 3/8 F	G 3/8 F
Short	Short
269	269
100	98.35
111	109.35
101	99
21.64	9.13
66817-67	

- Maximum operating pressure: 6 bar, filtered and lubricated. Lubricate and clean tools with the recommended products
- Pressure relief kit must be used to keep pressure at 6 bar (see below table).
- To preserve impact wrenches, use the necessary filters.
- Wheel nut tightness must be checked after 25 to 40 km and again after another 100 km, then regularly.
  - Follow the user instructions.

- Wear ear protection.

► PNEUMATIC TOOL LUBRICANT



65775-67
Special lubricant for pneumatic tools with lubricating agents and anticorrosion agents. 2-litre can.
 FDS

Expiry date: 2 years after the date of manufacture

► PRESSURE RELIEF KIT LIMITING PRESSURE TO 6 BAR FOR IMPACT WRENCHES



	66817-67	66665-67
Air inlet connector (")	G 3/8 F	G 1/2 F
For hose Ø (mm)	12	12

► AIR INLET CONNECTORS



65088-67	65845-67	65093-67
Conical G 1/4 pre-Teflon-coated threaded quick connect fitting	Conical G 3/8 pre-Teflon-coated threaded quick connect fitting, air passage 11 mm	Conical G 1/2 pre-Teflon-coated threaded quick-connect fitting, air passage 11 mm

## IMPACT SOCKETS

### ► IMPACT SOCKETS SHORT 3/4"



	Dim. on flat (mm)	Ø ext. (mm)	W. (mm)
<b>66587-67</b>	23	35	52
<b>66588-67</b>	24	36	52
<b>66589-67</b>	26	40	52
<b>66590-67</b>	27	40	52
<b>66591-67</b>	29	42	52
<b>66592-67</b>	30	44	52
<b>66593-67</b>	32	44	52
<b>66594-67</b>	33	47	56
<b>66595-67</b>	36	51	56
<b>66596-67</b>	38	53	56

### ► IMPACT SOCKETS LONG 3/4"



<b>66577-67</b>	23	35	85
<b>66578-67</b>	24	36	85
<b>66579-67</b>	26	40	85
<b>66580-67</b>	27	40	85
<b>66581-67</b>	29	42	85
<b>66582-67</b>	30	44	85
<b>66583-67</b>	32	44	85
<b>66584-67</b>	33	47	85
<b>66585-67</b>	36	51	85
<b>66586-67</b>	38	53	85

### ► IMPACT SOCKETS EXTRA LONG 1"



<b>60325-67</b>	27		270
<b>60327-67</b>	30		270
<b>60328-67</b>	32		270
<b>60329-67</b>	33		270

### ► IMPACT SOCKETS SHORT 1"



<b>66597-67</b>	23	40	58
<b>66598-67</b>	24	40	58
<b>66599-67</b>	26	42.5	58
<b>66600-67</b>	27	44	58
<b>66601-67</b>	29	46	60
<b>66602-67</b>	30	48	60
<b>66603-67</b>	32	50.9	60
<b>66604-67</b>	33	52	62
<b>66605-67</b>	36	52	62
<b>66606-67</b>	38	52	62

## IMPACT SOCKETS

### ► EXTRA THIN IMPACT SOCKETS LONG 1"



	Dim. on flat (mm)	Ø ext. (mm)	W. (mm)
<b>66607-67</b>	23	38	108
<b>66608-67</b>	24	39	108
<b>66609-67</b>	26	41	108
<b>60289-67</b>	27	42.5	108
<b>60290-67</b>	29	45	108
<b>60291-67</b>	30	45.5	108
<b>60292-67</b>	32	48	108
<b>60293-67</b>	33	50	108
<b>60295-67</b>	36	54	108
<b>60296-67</b>	38	56	108

### ► IMPACT SOCKET WITH TORQUE CONTROL 1"



	Dim. on flat (mm)	Torque (N.m)
<b>60324-67</b>	24	350
<b>60297-67</b>	27	350
<b>60298-67</b>	27	450
<b>60299-67</b>	29	400
<b>60300-67</b>	30	500
<b>60301-67</b>	32	450
<b>60302-67</b>	32	600
<b>60303-67</b>	33	600
<b>60304-67</b>	36	600
<b>66981-67</b>	32	650
<b>66982-67</b>	33	650
<b>66983-67</b>	32	750
<b>66984-67</b>	33	750

- Not for untightening.
- Check tightness with a torque wrench.

### ► UPSIZE



	Female	Male
<b>65289-67</b>	3/4"	1"
<b>66612-67</b>	1/2"	3/4"

### ► DOWNSIZE



	Female	Male
<b>66611-67</b>	3/4"	1/2"
<b>60310-67</b>	1"	3/4"

### ► EXTENSIONS



	Type	W. (mm)
<b>66615-67</b>	3/4"	250
<b>60305-67</b>	1"	175
<b>65663-67</b>	1"	330

IMPACT SOCKETS

► IMPACT SOCKETS TRUCK AND EM LONG 1"



	Dim. on flat (mm)	Ø ext. (mm)	W. (mm)	Use
65756-67	23	40	90	
60280-67	24	40	92	
60281-67	26	42.5	90	
60282-67	27	44	90	
60283-67	29	46	90	
60284-67	30	48	90	
60285-67	32	50.9	90	
60286-67	33	53	90	
60287-67	36	56	90	
60288-67	38	58	92	
65175-67	40	60	92	
65176-67	41	61.5	92	
65177-67	42	63	92	
65178-67	44	66	92	
65179-67	45	67	92	
65180-67	46	68	92	
65181-67	48	71	95	

► IMPACT SOCKETS 1" FOR SQUARE



	Square
65189-67	17.5
65190-67	20.5



► IMPACT SOCKETS KIT SHORT 1"



60267-67

Kit of 8 truck impact sockets  
SHORT 1"  
(24+27+30+32+33+36+38+41)

► IMPACT SOCKETS KIT LONG 1"



66613-67

Kit of 8 truck impact sockets  
LONG 1"  
(24+27+29+30+32+33+36+38)

TIRE REGROOVER

- It's a tough machine, specially designed for tire maintenance specialists, for regrooving truck tires.
- For regrooving, see the manufacturer's guidelines.



Includes: One template 65616-67 in each box.



PS15 PLUS	PS15 Truck STAR PLUS
S-4145-M1	S-4145-V5
230 V - 50 Hz - Power 500 w	
<ul style="list-style-type: none"><li>- Metal case</li><li>- Ergonomic handle with head that takes all blades on the market</li><li>- Increased power enabling "non-stop" regrooving of truck tire casings</li><li>- Easy handling thanks to its rubber cables.</li><li>- In accordance with NF standard EN 60335-2-45</li></ul> <p><b>63184-M1:</b> PS15 PLUS 120 V - 60 Hz (or 50 Hz)</p>	<ul style="list-style-type: none"><li>- Digital display of the heating power, selection with integrated (+) and (-) buttons</li><li>- 1 to 99 % adjustment of the power delivered by the transformer</li><li>- Standby after 15 min. of no use.</li><li>- Metal case</li><li>- Particularly well designed head that takes all blades currently on the market</li><li>- Increased power enabling "non-stop" regrooving of truck tire casings</li><li>- Easy handling thanks to its rubber cables.</li><li>- Conforms to EC electrical standards (325-1 and 325.2.45)</li></ul> <p><b>63184-V5:</b> TRUCKSTAR PLUS 120 V - 60 Hz (or 50 Hz)</p>



Please note. When ordering the regroover, don't forget to order the blades.

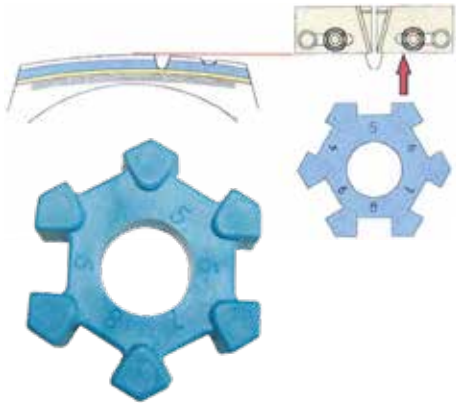
33759-67	Complete handle (slides + head + cables)
33760-67	Spare head
63183-67	Set of 2 cables
S-4736-1	Set of 2 slides
S-4391-1	Slight lightening wrench

Follow the user instructions.

► BLADES

- Sold in boxes of 20, except S-4730-1 per 10.  
\* Regrooving width approx.

Rounded	R1	R2	R3	R4	R5	
	S-4700-1	S-4701-1	S-4702-1	S-4703-1	S-4704-1	
	* 3 to 5 mm	* 5 to 11 mm	* 7 to 13 mm	* 9 to 16 mm	* 11 to 18 mm	
Squares	C1	C2	C3	C4	C5	
	S-4705-1	S-4706-1	S-4707-1	S-4708-1	S-4709-1	
	* 3 to 5 mm	* 6 to 10 mm	* 8 to 12 mm	* 10 to 14 mm	* 12 to 17 mm	
						Agricultural *20 to 28 mm



65616-67



**HANDLING LIFTING**

► **ADJUSTABLE PROPS**

- Low profile model on wheels with handle.
- 5 height adjustment positions, locking by pin.
- Square base 22 cm to stabilise the load.

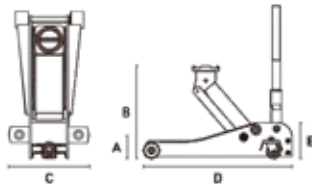
Props sold in pairs	<b>451205</b>
	(2)
Capacity (T)	12
Net weight (kg)	20
Min height (mm)	302
Max height (mm)	450
Base (mm)	272.5 x 220
Type	mobile



**HANDLING LIFTING**

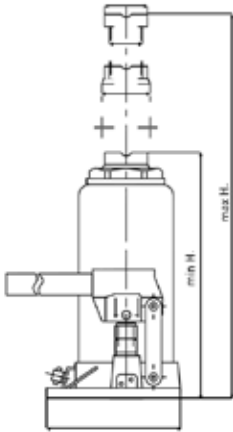
► **MOBILE AIR HYDRAULIC JACKS**

Ultra-light device, ideal for workshops and repair trucks, as well as narrow spaces  
For lifting of low-frame vehicles



	<b>420500</b>	<b>421000</b>
Capacity (T)	5	10
Net weight (kg)	90	145
A: Min height (mm)	150	160
B: Max height (mm)	680	550
C: Width (mm)	366	485
D: Length (mm)	1505	1355
E: Height (mm)	1345	1635

► **PORTABLE HYDRAULIC BOTTLE JACKS**



	<b>411200</b>	<b>411500</b>	<b>412000</b>	<b>413000</b>
Capacity (T)	12	16	20	30
Net weight (kg)	7.2	8.3	10.5	14.6
Min height (mm)	214	225	244	285
Max height (mm)	399	425	449	460
Piston stroke (mm)	125	140	145	180
Extension screw (mm)	60	60	60	60
Base (mm)	140 x 135	140 x 140	155 x 140	175 x 160
Material	Steel			
Base material	Iron			
Use	Can be used horizontally or vertically			

<b>65277-67</b>
50
28.5
252
402
150
-
180 x 230

► **CARTS AND WEDGES**



<b>61448-67</b>	<b>471105</b>
Yellow polypropylene wedge, 385x160x193 mm	Tire cart, capacity 220 kg

HANDLING LIFTING

► WHEELED HYDROPNEUMATIC LIFTS

- Reliability, durability and easy use. Special high quality materials.
- Control tests on each unit. Air hydraulic pump with unique movement. Automatic retraction of pistons.
- The double descent valve allows a constant and controlled speed when the jack is loaded and faster when empty. Perfect behaviour of the load guaranteed, even in case of accidental breakage of an air or oil pipe.
  - Pressure relief valve protects jack from excessive load.
- The lever with 3 positions allows very easy handling and precise positioning under the load.
  - Delivered with 2 steel extensions 70 and 120 mm plus a non-slip toothed plate.
  - Operating pressure 8.5 to 12 bar (Supply with filtered, lubricated air).
  - Compatible lubricants: ATF DEXRON IID or IGOL ATF 430.
  - Follow the user instructions.



	66069-67	66068-67	66858-67	61372-67
Model	P152C	P182C	P102	YAK 135
Capacity [T]	30/15	29/18	30/15	30
Net weight [kg]	39	37	28	57
Maxi operating pressure [bar]	9-12	9-12	9-12	8-10
Jack height closed [mm]	175	150	175	350
Max height with extensions [mm]	515	457	465	-
Total piston stroke [mm]	186	157	186	230
Total height [mm]	1250	1250	-	1415
Width [mm]	215	215	215	275
Length [mm]	420	420	400	725
Mini operating temperature [°C]	-	-	-	-20
Maxi operating temperature [°C]	-	-	-	+50

► Collars

	65123-67	65124-67	65125-67
H. [mm]	10	70	120



61442-67

YAK 135 + tray 70 + wheels

INTENSIVE USE

Tough machines, designed for tire specialists for raising low-profile vehicles and trucks.

- Bottle jacks with slam stop button.
- Actuated with single-acting pump, they are equipped with safety devices that protect them against overloads and prevent them lowering in the event of accidental breakage of the tubes. The 2 pistons are manufactured with a special high-strength steel. They owe their stability to their wide base and large-diameter wheels and the three-position handle makes them easy to handle. Lowering of the empty piston is commanded by a depressurising system.
- Come with steel extensions.
- Operating pressure: 9 to 12 bar (Supply with filtered, lubricated air).
- Compatible lubricants: ATF DEXRON IID or IGOL ATF 430.
- Follow the user instructions.



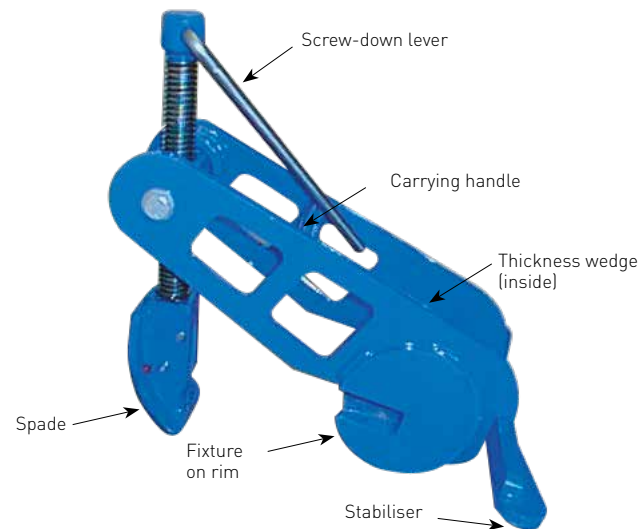
Specially designed for buses, coaches and public transportation means

65037-67	65015-67	65016-67	65017-67	65018-67
YAK 215P	YAK 215/N	YAK 217/N	YAK 312	YAK 510
30/15	30/15	30/15	60/30/15	44/32/22/14/8
35	39	41	50	63
8-12	8-12	8-12	8-12	8-12
150	150	170	120	100
-	-	-	-	-
150	150	171	135	160
1100	1400	1400	1385	1385
300	300	300	300	350
500	525	525	660	1000
-20	-20	-20	-20	-20
+50	+50	+50	+50	+50

Recommended filtering fitting:  
65491-67 and pressure regulator  
65579-67

## TOOLS FOR 1-PIECE RIM

### ► "D.S.P.L.C.": COMPACT TRUCK BEAD BREAKER FOR RIMS WITH PROTECTED VALVE



These new rims have the following features:  
- valve positioned differently, making access complicated  
- addition of a safety hump  
Tire dismounting is very difficult, especially at the bead.  
DSPLC resolves this problem in a very simply way.  
The operation is fast and requires no special effort.

- FITMENT PROCEDURE:**
- Start with wheel laid flat, spider facing upwards.
  - Grease the bead of the tire at the spot where you want to beadbreak it.
    - Hook the beadbreaker on the edge of the rim.
  - Screw, while guiding the spade on the flank of the tire as close as possible to the bead and to the rim edge. Stop as soon as the bead crosses the hump.
    - To remove the device, proceed in reverse order.
  - Alloy rim spiders are thicker than those on metal rims. A thickness wedge fitted with a wing nut is provided to compensate this difference.

**60308-67** Mechanical beadbreaker for hollow base truck wheels with protected valve, steel or alloy rims of sizes 17.5, 19.5 and 22.5.  
Weight: 14 kg

- Use: before using it for the first time, fix the stabiliser using the 2 hexagon socket screws provided.
- Handling: use the carrying handle.
- Upkeep: regularly clean and crease the screw and the spade.



**65003-67** Zero inset rims, 120, 125 and 130  
Optional collar adaptable on the DSPLC 60308-67  
Weight: 9.5 kg

### ► RUCK RIM BREAKERS



	65528-67 65528-99	65529-67 65529-99
	DISMA	LESMA (For tank transporter)
Use	Jack placed between frame and rim	Jack placed between two dual rims
Dimensions	L. 152 mm, Ø 40 mm	L. 79mm, l. 56 mm, thickness 45 mm + wedge (8mm)
Cylinder stroke (mm)	75	11
Power at 700 bar (T)	5	11
Weight (kg)	1.7	1.65
	Tapping 3/8" NPT	Tapping 3/8" NPT

Makes removal easier when the hub and rim are welded together due to an electro-galvanic reaction (particularly on alu rims).

**Never get too close to a tool while in use.**  
\*suffix 67: tools equipped with quick connect coupler 67072-67.  
\*suffix 99: tools equipped with screw connection 67065-67.

## TIRE MOUNTING AND REMOVAL

### ► MOUNTING GREASE

- For the mounting and removal of truck, earthmover and handling machinery tires.
- Not for use on car or motorcycle tires.



	T-GREASE + 66046-67	T-GREASE 66045-67
Liters (lt)	4	4
Use	NB: This product freezes at -18°	
Storage (after opening)	1 year	6 months



**Expiry date:**  
2 years after the packing date.

**Expiry date:**  
1 year after the packing date.

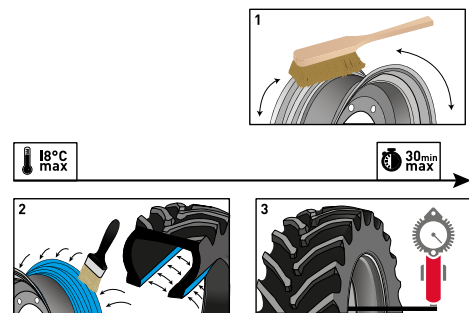
**Expiry date:**  
2 years after the packing date.

### ► BONDING AGENT

- Bonding agent for rim seat and bead of agricultural vehicle tires
- Prevents sliding of tire on rim
- Fast mounting and drying



	AGRIGLUE 61347-67
Container	500 g
Use	Dry in 30 minutes at 18°C max





TIRE MOUNTING AND REMOVAL



Sealer

EM inflating gel

EM lubricating gel



Sealing product	MAXIGEL	DETAGEL	
<b>60813-67</b>	<b>65226-67</b>	<b>65686-67</b>	<b>65687-67</b>
Bead sealer between the tire bead and the rim edge For car rims 945 ml can Brush cap included	Mounting and inflating gel for EM tires 10 kg bucket	Lubricating gel for removal of truck and EM tires "DETAGEL" 5-litre plastic can Storage temperature: 0 to 40° C Application temperature: 20° C <b>NB, this product is sensitive to freezing</b>	Can with applicator cap for lubricating gel 65686-67 1 L plastic can (sold empty)

Expiry date:  
5 years after the packing date.

Expiry date:  
1 year after the packing date.

WORKSHOP SERVICE RANGE

DRY DEGREASER AND LUBRICATING OIL

Expiry date: Long-lasting products



Lubricant-degreaser AC-90



**A06332-67**  
(per unit)

**A06332-12**  
(box of 12)

Conditionnement	Intended use	Use
Spray 400 ml.	Cleans, lubricates and ensures moving parts work smoothly. Eliminates noises and grating, facilitates the mounting and removal of mechanical parts	Silicone-free, inert, can be used on all materials. All-in-one diffuser operating in 2 ways: in the extender for wide diffusion or with the extender for diffusion in difficult-to-reach areas.



For tire paste and grease	
<b>60804-67</b>	VL-PL Spare head 66152-67
<b>60805-67</b>	PL-GC Spare head 66153-67

Chalks (Box of 12)	
<b>S-4305-1</b>	white Ø 17 mm
<b>S-4305-J</b>	yellow Ø 17 mm

Chalks (Box of 12)	
<b>61227-67</b>	white Ø 14 mm
<b>61226-67</b>	Yellow Ø 14 mm



Stylmark	
<b>65763-67</b>	Stylmark 3 mm yellow
<b>65764-67</b>	Stylmark 3 mm white
For all materials and surfaces 50 ml.	



Soap for hand 5L	
<b>66999-67</b>	With wood micro-fibre. Ingredients gentle on skin.

Expiry date:  
3 years after the packing date.

• this product freezes at 0°C.

Brake cleaner



**A07500-67**  
(per unit)

**A07500-12**  
(box of 12)

Conditionnement	Intended use	Use
Spray 600 ml.	Used to completely clean the brake system (discs, drums, trim, supports, springs, etc.). Also used as a degreaser for oils, dirty oils and greases, without leaving residue.	Automobiles and two-wheeled vehicles, brakes, chins, locks, mechanical parts, industry, agricultural sector, etc.



SERVICE TOOLS

► Rubber hammer, 5 kg



V2234	
Use	Suitable for utility vehicles

TREAD DEPTH GAUGES

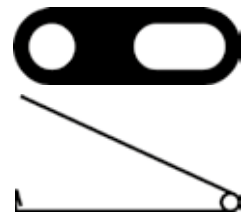


For personalization, contact us



	Description	Graduation (mm)
S-4026-1	Tire tread depth gauge graduated 	0 to 26
S-4464-1	Stainless steel tire tread depth gauge with case 	0 to 50
67077-67	EM stainless steel tire tread depth gauge with case 	0 to 150

TOOLS FOR VALVES










	Description	Cdmt
S-4392-2	Standard car and truck valve cap and core screwdriver tool (without skirt)	Per 10
S-4049-2	Standard car and truck valve cap and core screwdriver tool (with skirt)	Per unit Per 10
65028-68	Car and truck valve cap and core screwdriver tool (without skirt)	Per 10
65290-67	Car and truck valve cap and core screwdriver tool (with skirt)	Per unit
T66690 T66690-10	Standard valve core screwdriver tool with pre-set torque 0.40 N.m.	Per unit Per 10
S-4259-1	Core screwdriver and valve repair tool for repairing interior and exterior threads and removing broken cores	Per unit
R-0059-2	Core screwdriver tool also for performing minor repairs on the interior threads of car and truck valve mouths	Per 10
S-4282-1	Universal core screwdriver	Per unit
R-0769-1	OTR tool for repair of internal and external threading of valve connectors	Per unit
R-1255-1	Car and truck valve cap and core screwdriver tool	Per unit
R-1469-1	Valve core and cap screwdriver for earthmovers	Per unit
41-466	Valve removing tool ("DAUJY" type)	Per unit

	Description	Quantity per pack	Use
S-4723-2	"FEINE" plate	20	
S-4724-2	"FEIMA" needle	20	

SERVICE TOOLS

LEVERS

P/N. Michelin range	Description	Hose [cm]	Weight [kg]	Use
R-0426-1 FACE	Lever for tubeless farm vehicle and truck tires on drop-centre rims (small tires) 	53	1	
R-1289-1 FORCE	Lever for tubeless farm vehicle and truck tires on drop-centre rims (large section) 	75	1.5	
R-0427-1 FIACRE	Lever for all truck tires with tube or tubeless on flat rims 	45	1.2	
R-0428-1 FIFRE	Lever for all truck tires with tube or tubeless on flat rims 	41.5	0.95	
R-1060-1 HALTE	Lever for tubeless truck tires mounted on 15" drop-centre rims 	80	1.7	
R-0858-1 SAYAM	Lever for EM tires 	95	2.7	
R-1194-1 HYOCA	Lever for lug base (double X) and EM tires on drop-centre rims 	93.5	3.1	
R-1195-1 HYUDE	Lever for double X logging tires and OTR tires on drop-centre rims 	99	2.9	
R-1230-1 FAGUS	Bead remover tool 	139	11.5	

MISCELLANEOUS LEVERS

	Description	Hose [cm]	Weight [kg]
66815-67	Tire bead wire horn with soft head	30	1.9
65485-67	Truck 4-way lug wrench 24-27-33 mm - 3/4" Male (*)	70	4.9
65804-67	Plastic truck bead block		
65803-67	Bead holder in chrome-plated steel with alloy rim protector for trucks, farm vehicles		1.8

WHEEL TIGHTENING TORQUE WRENCHES

TORQUE WRENCHES

- Secure handle locking
- Safety: tactile (short stroke triggering) and audible (click)
- Quick and safe adjustment of the desired value by turning the handle
- User-friendly reversible ratchet
- Integrated jack lever reducing accident and fault risks

- We recommend annual calibration.
- Follow the user instructions

	65241-67	61319-67
Description	Car (square 1/2") Ratchet system Audible click Locking of torque adjustment jack Guaranteed precision of ± 2% of the reading on the scale (sold in cardboardbox)	Can be separated into 3 parts with unlocking tool Indication accuracy: ± 4% of the value read on the scale (in the direction of tightening). Window for visual check of locking
Nut (N.m.)	300 to 800	800 to 2000
Weight (kg)	7.4	18
Length (mm)	1280	3033



TOOLS FOR PERSONAL PROTECTION

Recommended for buffing and skiving.



SAFETY GLASSES



60306-67	60307-67	66084-67
High-protection glasses, adjustable arms with scratch-proofing, single screen with side protectors.	Safety overglasses with wide field of vision, lateral reflection-proof arms, ideal for corrective glasses.	Frame with monoblock panoramic screen in mist-proof and scratch-proof polycarbonate. Its front protection integrated with the screen ensures optimum coverage of the face without obstructing the field of vision. Rounded arms. 100% UV filtration. Come with nylon string. Standard: EN 166.

PORTABLE LAMP

V2316
Bendable 120° Rechargeable battery 3.6 V Battery life 3.5 – 4 hrs 5 LED = 300 lux at a distance of 60 cm 18 LED = 800 lux at a distance of 60 cm Weight approx. 200 g IP30 protection



SAFETY GLOVES



Dexterity: 5  
Category: II

61350-67	66082-67	66083-67
Cut-resistant sleeve ARACUT SLEEVE II, one size fits all.	Tear-proof repair gloves, size 9	Tear-proof repair gloves, size 10
Knit sleeve with 2-ply Kevlar®, thumb hole. Leather reinforcement on forearm L. = 36 cm	Dyneema®/ Lycra seamless knit®/ grey printed polyester, induction polyurethane on palm and fingertips. Aerated back. Elastic sleeves. Colours: printed, induction grey. Length: 25 cm	

3M VERSAFLO



61321-67	61349-67	61348-67	61351-67
Complete 3M VERSAFLO TR315E+ kit recommended for powered-air respiratory protection against dust.	Replacement filter for 61321-67	Dust mask FFP2 S Light grey protective head covering T M/L	High-capacity 10- to 12-hr battery for Versaflo TR-300.
Includes filtration unit, particulate filter, pre-filter, battery (10- to 12-hr battery life), charger, hose and flowrate indicator			

Chapter 9

MOUNTING AND DISMOUNTING OF EARTHMOVER TIRES

All tools for mounting and dismounting of earthmover tires, in a workshop or on site.

- Installation and commissioning of complete tire workshops up to 63"
- Bead breakers for wheels in 1,3 and 5 parts
- Tooling for the installation of seals.
- Jacks, lifting bags and accessories.

TECHNICAL SUPPORT AND TRAINING

Our TRAINING CENTRE was established to provide our clients with the skills required to use the product line produced by Schrader S.A.S. for the assembly and disassembly of agricultural, HGV and OTR tires, using 1, 3 and 5 piece wheels. To help with the disassembly, Schrader S.A.S. offers a wide range of tools dedicated to different tasks in accordance with safety guidelines and rules.

EARTHMOVER EQUIPMENT



- Introduction to wheel removal, safety precautions .....166
- Technical support and training..... 167
- OTR-TPMS: direct pressure sensor system..... 168 - 169
- Lifting airbags ..... 170 - 171
- Jacks .....172
- Air hydraulic and manual pumps .....173
- Wedging .....174
- Distributors, hoses and hydraulic oil .....175
- Hydraulic connections ..... 176 - 179
- Tools for 1-piece rims:
  - . Bead-breakers: MINI-KOUSMA, COMPACT .....180
  - . Bead-breakers: US TYPE, MANUAL.....181
- Tools for 3-piece rims:
  - . Bead-breakers: PASCHRA, KOUSMA ..... 182 - 183
  - . Bead-breakers: MAXI-KOUSMA, TYPE US.....184
- Tools for 5-piece rims:
  - . Jacks: BIGMA, SMALLMA ..... 185
  - . Jacks: SHUTTLE-T, MAGMA, SMALL, BIG ..... 186 - 187
  - . Jacks: SAYMA, POUSMA ..... 188
- OTR tire tools and wedges.....189
- BARJUKY2® dismounting set.....190 - 191
- FM dismounting set .....192
- AE service set .....193
- Seals.....194
- Tool guide.....196 - 197



## INTRODUCTION TO WHEEL REMOVAL 1, 3 and 5-piece



In the case of earthmovers, for punctures or tire changing, in most cases, the wheels are not removed. The tires are removed directly from the rims. There are different types of rims, which often take a long time to dismount and are very heavy, making them difficult to handle.



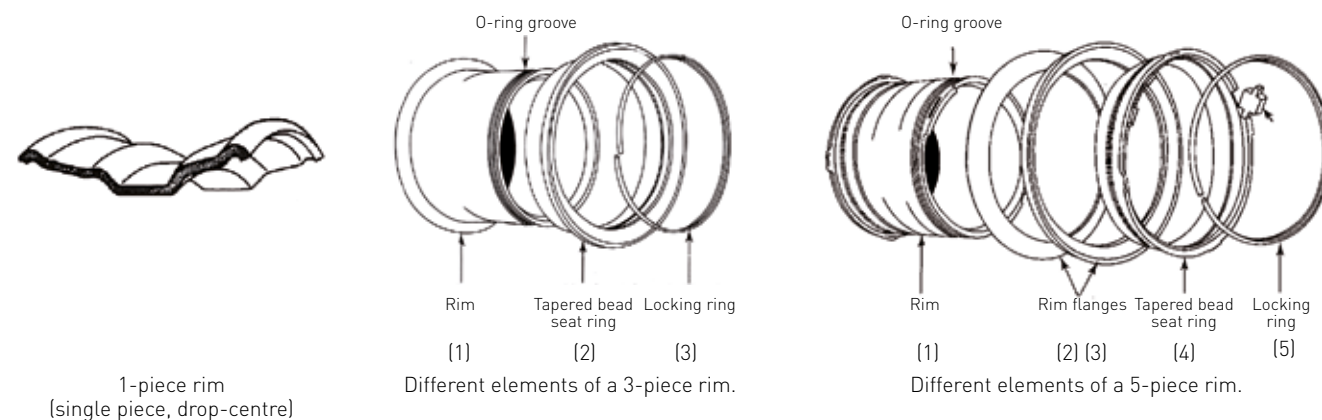
There are three main types of wheel, which often take a long time to dismount and are very heavy, making them difficult to handle.

### WHEEL TYPES

- Single-piece hollow based wheels

- Three-piece wheels

- Five-piece wheels



### SAFETY PRECAUTIONS FOR ALL TYPES OF ASSEMBLY

- Operators must wear protective clothes:



- helmet, glasses, gloves, safety shoes, ear muffs.
- The vehicle's engine must be turned off. Make sure the locking rod is in position (hinged vehicles).
- Choose the appropriate lifting material considering the type and weight of the vehicle. Always fix the lifted vehicle with a prop. Always chock a lifted vehicle.
- Maintenance of metal parts should not be done manually.
- Work in pairs and with lifting equipment to guarantee safety.
- Tires must always be entirely deflated before any operation.
- In the case of working on twin wheels, both tires must be deflated to prevent any material

falling which might be stuck between the tires. Make sure that all parts of the rim are in good shape and are compatible with each other.

- During the operation, the operator must check the state of the rim and tire to make sure that no part needs to be scrapped (ex. cracks).
- A tire should not be reassembled until wheel, rim, rings or flanges have been properly cleaned and greased (neither the "O" ring groove nor the flange groove must be greased).



**NEVER STAY CLOSE TO  
A TOOL WHILE IT IS  
IN USE**

### CHOICE OF DISMANTLING TOOLS

- With 1 or 3-piece rims, a beadbreaker is used. This tool will grip the rim or the wheel and push the bead wire.

- In the case of 5-piece rims, ringbreakers are used to grip the notches of the conical rings.
- In some cases, Schrader S.A.S. has developed a special tool range.
- The tools are used with 700 bar air hydraulic or manual pumps. Boxes and tools are available from SCHRADER S.A.S. for all possible requirements. These have been extensively tested by a wide range of manufacturers for many years and have proved their reliability throughout the world. Tire specialists should select the most suitable toolbox or tool for their project requirements and in accordance with the machinery used.

Follow the tool's user instructions.

## TECHNICAL SUPPORT AND TRAINING



**Formation in workshop  
or on fields.**

Our TRAINING CENTRE was established to provide our customers with the necessary skills in the correct use of Schrader Pacific Tire Hardware Solutions products.

- for the mounting and removal of 1, 3 and 5-piece truck, agricultural and earthmover tires.
- in the installation and use of the "OTR-TPMS" system for monitoring the pressure and temperature of earthmover tires.

Our training centre is approved for occupational training.

. Declaration registered under No. 43 25 01928 25 with the Prefect of the Franche-Comté Region.



### Technical Course: GENERAL KNOWLEDGE ON EARTHMOVERS & MOUNTING/DISMOUNTING OF EARTHMOVER TIRES on 1, 3 and 5-piece rims

#### Staff aimed at:

Anyone employed in a company in a position requiring in-depth knowledge of how to mount and dismount earthmover tires.

To enrol,  
contact our sales team.



#### Aims:

- General knowledge of the vehicle
- Detailed knowledge of tire mounting, dismounting and handling
- Practical training on the maintenance and mounting and dismounting of earthmover tires
- Safety rules
- Simulations at our Schrader Pacific Tire Hardware Solutions training centres





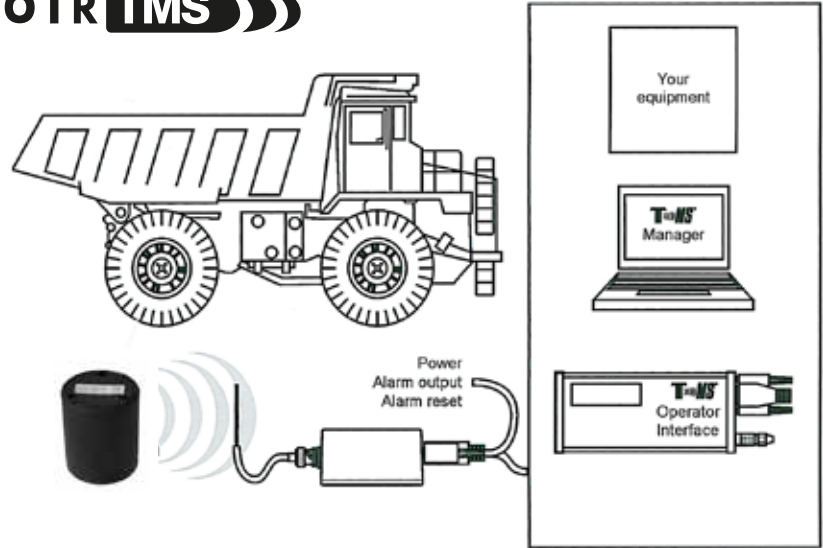
# KIT OTR TMS

## DIRECT PRESSURE SENSOR SYSTEM

- Designed for site machinery and port vehicles.
- Measures and displays tire temperature and pressure while driving.
- Increases tire life and improves tire asset monitoring.

- ✓ Increases tire life.
- ✓ Improves safety.
- ✓ Reduces fuel consumption.
- ✓ Reduces maintenance costs by improving reactivity.
- ✓ Provides technical monitoring of tire casings for retreading purposes.
- ✓ Supplies pressure and temperature data to tire monitoring software

### OTR TMS



The TMS (Tire Monitor System) can reduce vehicle maintenance costs by warning drivers and worksite foremen of improper tire pressure levels. Improper tire pressure can accelerate tire wear and reduce fuel efficiency or cause a puncture.



**Robust**

TMS pressure sensors with battery placed on the valve outside the tire transmit pressure and temperature data to a TMS receiver installed in the vehicle, which reads the information.



**Accurate**

Connect the TMS display. This provides the pressure level and issues a warning if the level is too low. The system can be configured for 6 tires and data is provided in real time. The receiver can also be connected directly to the vehicle network.



**Reliable**

The components of the system are programmed and issue a warning upon reaching thresholds via the TMS manager, which is a Windows application. The data recorded can also be downloaded or viewed in real time.



## General description of the product



TMS installed on a Caterpillar worksite vehicle with 6 wheels.



The TMS display is installed and operational in the cabin.



The sensors are screwed onto the valve outside the tire.

### Contents of the OTR-TMS Kit

	OTR-TMS 65987-67
External TMS sensors	6
T 6 fittings	6
TMS11 receiver	1
TMS27 display	1
BNC antennas (8 m, 16 m)	2
Harness cables (3 m)	1
Installation instructions	1

JACKS MAMMUT



	61394-67	61395-67	61405-67
Model	M80-31	M80-42	M150-90
Capacity	80 - 50 - 25	80 - 50	150
Weight (kg)	138	145	389
Working air pressure	10-12 bar	10-12 bar	10-12 bar
Air consumption	600 nL/min	600 nL/min	600 nL/min
Max stroke. (mm)	518	418	554
Height min (mm)	341	420	901
Height max (mm)	859	838	1455
Number of pistons	3	2	1
Pistons stroke (mm)	167 - 171-180	196 - 222	554



ACCESSORIES

► TILTING PLATE



	61397-67	61407-67
Model	M80-31 M80-42	M150-90

► SAFETY DEVICE SUPPORT



	61396-67	61406-67
Model	M80-31 M80-42	M150-90

► EXTENSIONS



	61398-67	61399-67	61400-67	61401-67	61408-67	61409-67	61410-67
Model	M80-31 M80-42	M80-31 M80-42	M80-31 M80-42	M80-31 M80-42	M150-90	M150-90	M150-90
Size (mm)	80	150	250	300	200	250	300

► EXTENSIONS HOLDER



	61402-67	61403-67	61411-67	61412-67
Model	M80-31 M80-42	M80-31 M80-42	M150-90	M150-90
Side	Right	Left	Right	Left

## LIFTING AIRBAGS

### ► PNEUMATIC LIFTING AIRBAGS

- Place a plate under the airbag.



	66531-67	66532-67	66533-67	66534-67	66535-67
Model	CLT3	CLT24	CLT30	CLT43	CLT65
Lifting capacity (T)	3	24	30	43	65
L. x W (cm)	20 x 20	56 x 56	62 x 62	75 x 75	92 x 92
Max stroke (mm)	115	315	345	410	500
Net weight (kg)	1	9	10	15	22
Recommended plate	-	65978-67	65978-67	65979-67	65979-67

stroke	Lifting force in tons at 8 bar				
28 mm	3	24	30	43	65
50 mm	1.4	17.5	24	33	56
100 mm	0.7	11.5	18	25.5	44
150 mm	0	7.5	12.5	19	35
200 mm		3.5	7	13	26
250 mm		1	2.5	7	16.5
300 mm		0.1	1	3.5	10
350 mm		0	0	1	5.5
400 mm				0	3
450 mm					1.5
500 mm					0

- The pneumatic lifting airbags are chiefly used for very low machines where there is not enough space for a jack. They are used also to facilitate the lifting of earthmover vehicles in site operations.
  - Non-slip surface for safe stacking of airbags.
- Easy location of the central point, facilitating positioning under load.
  - Max operating pressure: 8 bar.
- Note that the bigger the airbag gets, the less lifting power it has.
  - Other possible airbags: Contact us.

### ► BOXES AND TUBES



	66538-67	66539-67	66536-67	66537-67
	Quick-connection feeder hoses		Regulating cabinet	
Graduation			0 to 10 bar 0 to 140 psi	0 to 10 bar 0 to 140 psi
Characteristics	L. 10 m, red	L. 10 m, blue	1 output	2 outputs

- Lifting recommended with braked wheel**
- Avoid contact with hydrocarbons**
- Fix the lifted vehicle with a prop**



## BLOCKING

### ► OAK WEDGES



	67001-67	67002-67
Description	Set of 15 oak wedges with handles	Set of 8 oak wedges with handles
Intended use	Earth movers	Farm machinery
Detail	3 wedges L. 75 x l. 26 x th. 15 cm 6 wedges L. 50 x l. 26 x th. 15 cm 6 wedges L. 50 x l. 26 x th. 10 cm	6 wedges L. 50 x l. 26 x th. 15 cm 2 wedges L. 50 x l. 26 x th. 10 cm
Weight total (kg)	approx 300	approx 150

### ► PLASTIC WEDGES

- Unbreakable even under stress from the most severe loads.
- Waterproof, imperishable, stay light whatever the weather.
  - Very long life.
  - Easy maintenance.
  - Gripping handles.
- Easy cleaning under high-pressure jet.
  - Resistant to most chemicals.
  - Can be used from -100 to +80°C.
- 100% recycled and recyclable: environmentally friendly.
  - Slip-proof treatment.



	65917-67	65918-67	65919-67	65978-67	65979-67
Dimensions (mm)	495 x 245 x 100	745 x 245 x 100	600 x 400 x 25	Distribution plate, 700 x 700 for lifting pad	Distribution plate, 1000 x 1,000 for lifting pad
Weight (Kg)	11.7	17.5	5	7	10

	65967-67	65968-67	65969-67
Set of blocks	8 blocks (6 x 65917-67 + 2 x 65918-67)	8 blocks (7 x 65917-67 + 1 x 65919-67)	10 blocks (5 x 65917-67 + 4 x 65918-67 + 1 x 65919-67)

### ► POLYPROPYLENE WEDGE



	61448-67
Dimensions (mm)	385 x 160 x 193
	Yellow polypropylene

### ► TRAFFIC CONE



	61447-67
Dimensions (mm)	500
	Fluorescent - plastic



PUMPS



- Use with Air driven hydraulic pumps 700 bar.
- Suffix 67: pumps equipped with quick connect coupler 67069-67.
- Suffix 99: pumps equipped with screw connection 67067-67.



	67080-67 67080-99	67082-67 67082-99	65867-67 65867-99	67085-67 67085-99	67087-67 67087-99	67089-67
Model	Aluminium jack LUKAS 27	Aluminium jack LUKAS 66	Aluminium jack LUKAS 107	Steel jack VERAC 23	Steel jack VERAC 54	
Min height (mm)	280	350	370	270	270	Load distribution base 40 x 25 cm
Stroke (mm)	150	200	200	150	150	
Force at 700 bars (T)	27	66	107	23	54	
Weight (kg)	6.1	15	26	11	25	-
Required pump	65431	65441	66809	65431	65441	-

Sold without eyelet - Locking system with mechanical rod.  
Transport base for over 150 T



	65798-67
Description	Set of 3 steel risers for lifting jacks up to a max of 55 T Heights 75 mm, 150 mm, 230 mm To be used separately or stacked/interlocked to move the jack as close as possible to the engine



PUMPS



► HYDRAULIC PUMPS

- Air driven hydraulic pumps 700 bar.
- Pumps delivered with nipple and particle filter mounted.
- Maximum air inlet pressure in the pump: 7 bar.
- Use a filtering nipple 65491-67 (see page 106).
- Use a Filter-Regulator-Lubricator on the compressor outlet.
- Lubricant for pneumatic tools: see page 226.

- Suffix 67: pumps equipped with quick connect coupler 67069-67.
- Suffix 99: pumps equipped with screw connection 67067-67.



It is recommended to use the extended option + pre-set line regulator ref. 65579-67 to limit pressure and soiling

	(1) 65431-00 (2) 65431-67 (3) 65431-99	(1) 65441-00 (2) 65441-67 (3) 65441-99	(1) 66809-00 (2) 66809-99
	(1) Pump alone (2) and (3) Complete with hose 2.5 m, coupler, cap and air adaptor	(1) Pump alone (2) and (3) Complete with hose 3.6 m, coupler, cap and air adaptor	For hydraulic distributors 66724-67 and 66725-67 (1) Pump alone (2) Complete with hose 2.5 m, coupler, cap and air adaptor
Capacity (L.)	1.3	2.5	4
Dimensions (cm)	28 x 13 x 21	31 x 18 x 21	32 x 32 x 21
Net weight of pump alone (kg)	9	9.6	13
Net weight of complete pump (kg)	9,9	12.2	13.9



65491-67	Filtering nipple 1/4" Gas BSP
66812-67	Filter for adaptor 65491-67

► MANUAL HYDRAULIC PUMPS



	61292-67 61292-99
Description	Foot pump with manual control, 1 speed
Tank volume (l)	0.8
Length (mm)	580
Width (mm)	155
Height (mm)	145
Total height (mm)	480
Weight (kg)	8
Presson (bar)	700
Flowrate (cm3 / coup)	2.5



PUMPS KIT



65431-EU

Content

1 hydro-pneumatic pump 1,3L **65431-00**  
1 anti-whiplash hose 2.5 m long with quick connect coupler and screw connection **65726-99**  
1 tared pressure regulator G1/4 female **65579-67**



65441-EU

Content

1 hydro-pneumatic pump 2,5L **65441-00**  
1 hose 2.5 m long with screw connection **65932-67**  
1 tared pressure regulator G1/4 female **65579-67**

HANDLING LIFTING

STRAPS AND LIFTING LOOPS

- Straps are used for handling without damaging the beads:  
This is very important for the leaktightness of tubeless products.
- They are also used to lift a tire by the external diameter when it is taken off of the wheel  
(in this case use an 8 m strap for tires with a diameter of 2 m, for example).



	67126-67	67127-67	67128-67	67131-67	67132-67	67135-67
L. (m)	3	6	8	10	12	Manille
l. (cm)	5	5	5	5	5	
Force (T)	1	1 to 2	1 to 2	2 to 3	2 to 3	2
Colour	Purple	Purple	Purple	Green	Green	-

FLAT CLOSED STRAPS

	65437-67	65438-67
Useful length: (m)	3	2
Width (cm)	5	5
Force (T)	3	3
Colour	Yellow	Yellow

RATCHET STRAPS



	67446-67	67447-67	67448-67	67449-67
Width x length (cm)	Mini sangle 350 x 2.5	300 x 5	400 x 5	500 x 5
Colour	Yellow	Blue	Yellow	Green
Type of tensioner	Mini	Large	Large	Large
Marking (*)	-	SCHRD 3	SCHRD 4	SCHRD 5

(\*) The No. corresponds to the length of the strap in m

## DISTRIBUTORS, 700 BAR HOSES AND HYDRAULIC OIL



- For PHP and PHM pumps.
- Service pressure at 700 bar.
- Bursting pressure et 2800 bar.

### ► HYDRAULIC DISTRIBUTORS


Allows for simultaneous use of 1 to 4 jacks



66724-67	66725-67
Hydraulic distributor VIA 3V "Hydro-Max3" for bead-breakers	Hydraulic distributor VIA 4V "Hydro-Max4" for bead-breakers

### ► HYDRAULIC OIL



66105-67
Hydraulic oil Velocite n° 6, 5-L can.


 Expiry date: 5 years after the date of manufacture.

### ► COMPLETE HYDRAULIC HOSES



	65957-67	R-1614-1	65496-67	65932-67
Length (m)	2.50	3.60	2.50	3.60
Ends	Male 3/8 NPT and G 1/4 quick connect coupler		Male 3/8 NPT and G 3/8 screw-on coupler	
Use	Pump 65431-67	Pump 65441-67	Pump 65431-99	Pump 65441-99

### ► ANTI-WHIPLASH HOSES



	65726-67 (2,5m hose) 66024-67 (3,6m hose)	65726-99 (2,5m hose) 66024-99 (3,6m hose)
Description	anti-whiplash hose with swivel connector, 2.5 m or 3.6 m long and quick connect coupler	Anti-whiplash hose with swivel connector, 2.5 m or 3.6 m long and screw connection
Content	1 anti-whiplash hose 2.5 m alone <b>65726-00</b> or 1 anti-whiplash hose 3.6 m alone 1 screw connector <b>66883-67</b> 1 adaptor female 3/8 male 1/4 <b>67241-67</b> 1 coupler 700 bar F 1/4G <b>67069-67</b> 1 male cap for coupler <b>67071-67</b> 2 metalplastic seals <b>61446-67</b>	1 anti-whiplash hose 2.5 m alone <b>65726-00</b> or 1 anti-whiplash hose 3.6 m alone 1 swivel hydraulic connector <b>66883-67</b> 1 coupler 700 bar F 3/8NPT <b>67047-67</b> 1 female cap for coupler <b>67068-67</b>



## HYDRAULIC CONNECTIONS

### ► HYDRAULIC CONNECTIONS



**66884-67**

700 bar Hydraulic connection F 1/4 - F 1/4

### ► 700 BAR HYDRAULIC CONNECTORS



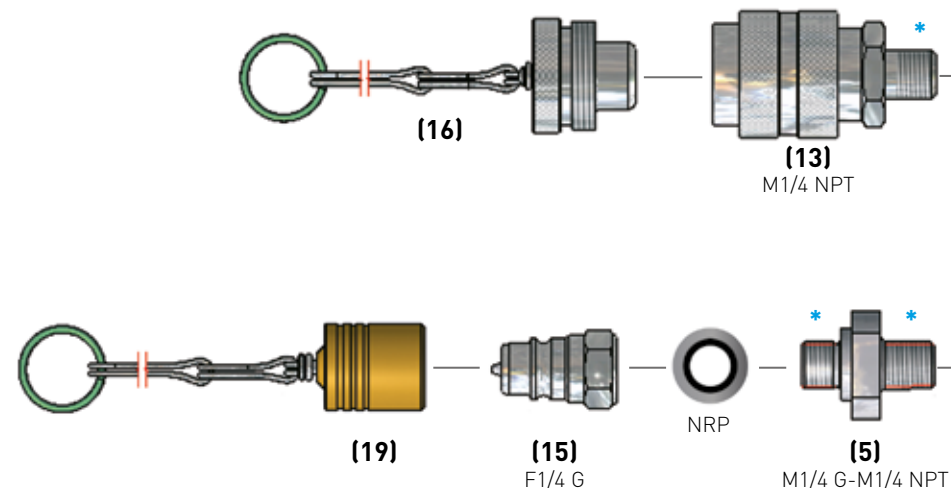
66881-67	66882-67	66883-67
M1/4 NPT-F1/4 NPT for mounting of the swivel fitting directly on the MAGMA, COMPACT and SHUTTLE-T tools	M3/8 NPT-F3/8 NPT for mounting of the swivel fitting directly on an HP pump suffix 99	M3/8 NPT-F 1/4G for mounting of the swivel fitting directly on an HP pump suffix 67

#### Pump side

#### Tool side

**66881-67**

M1/4 NPT-F1/4 NPT swivel fitting



\* Assemble using Loctite thread sealant

Note:  
During dismounting of the fitting on a tool, clean the impurities from the threads before putting on the swivel fitting.

#### Pump side

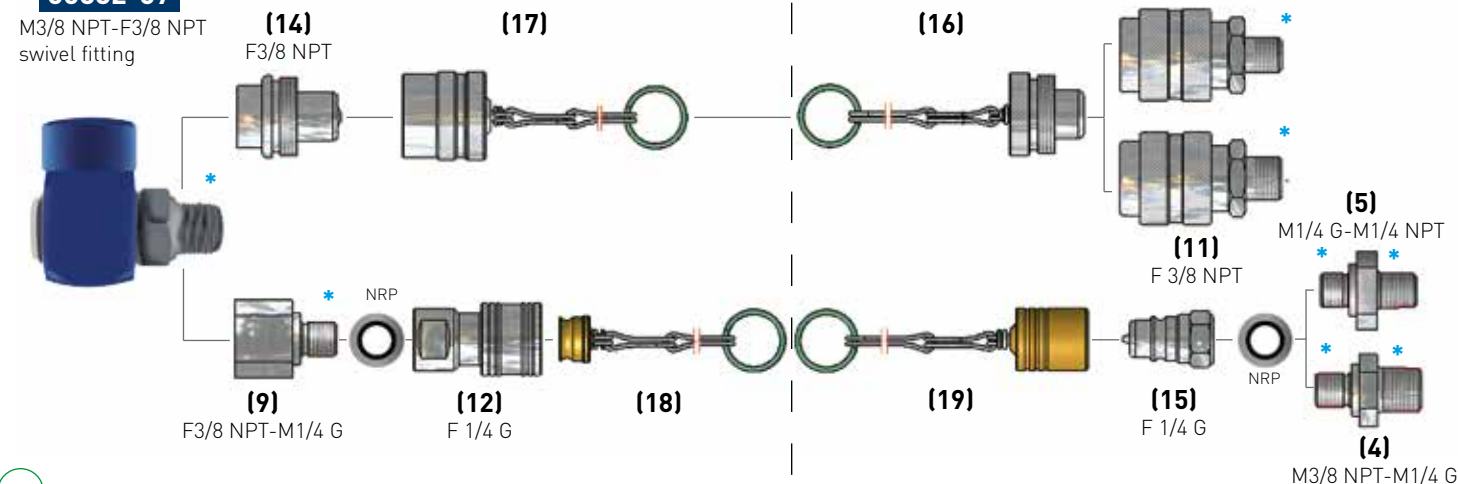
Fittings to be ordered according to the type of pump tube

#### Tool side

Fittings sold with the tool

**66882-67**

M3/8 NPT-F3/8 NPT swivel fitting



Note:  
During dismounting of the fitting on a tool, clean the impurities from the threads before putting on the swivel fitting.

\* Assemble using Loctite thread sealant

#### Pump side

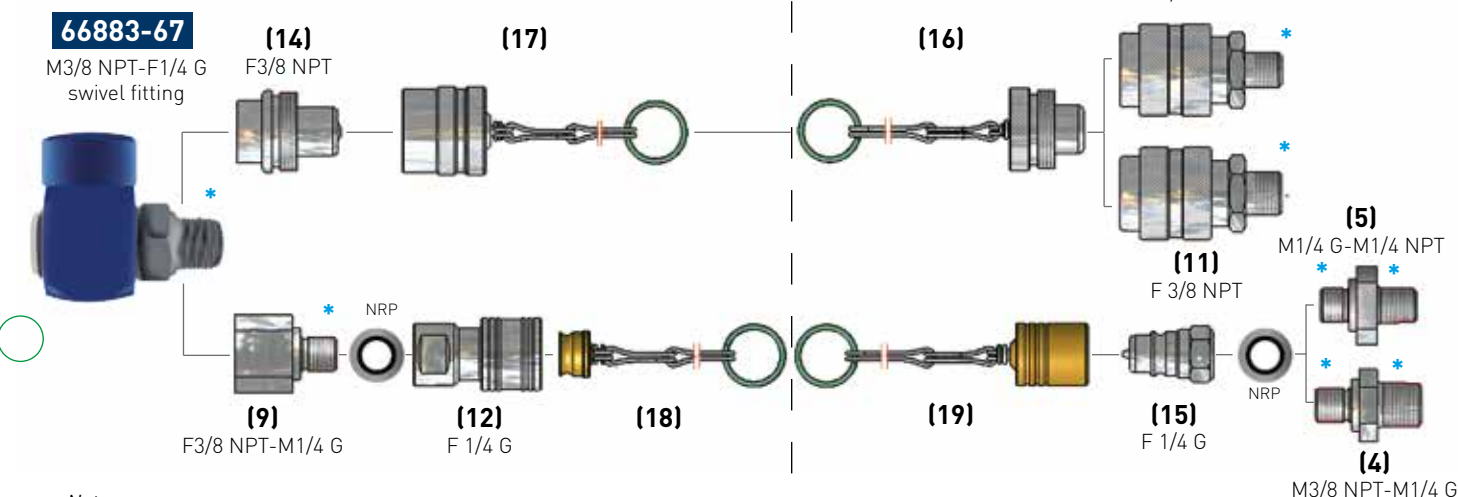
Fittings to be ordered according to the type of pump hose

#### Tool side

Fittings sold with the tool

**66883-67**

M3/8 NPT-F1/4 G swivel fitting



Note:  
During dismounting of the fitting on a tool, clean the impurities from the threads before putting on the swivel fitting.

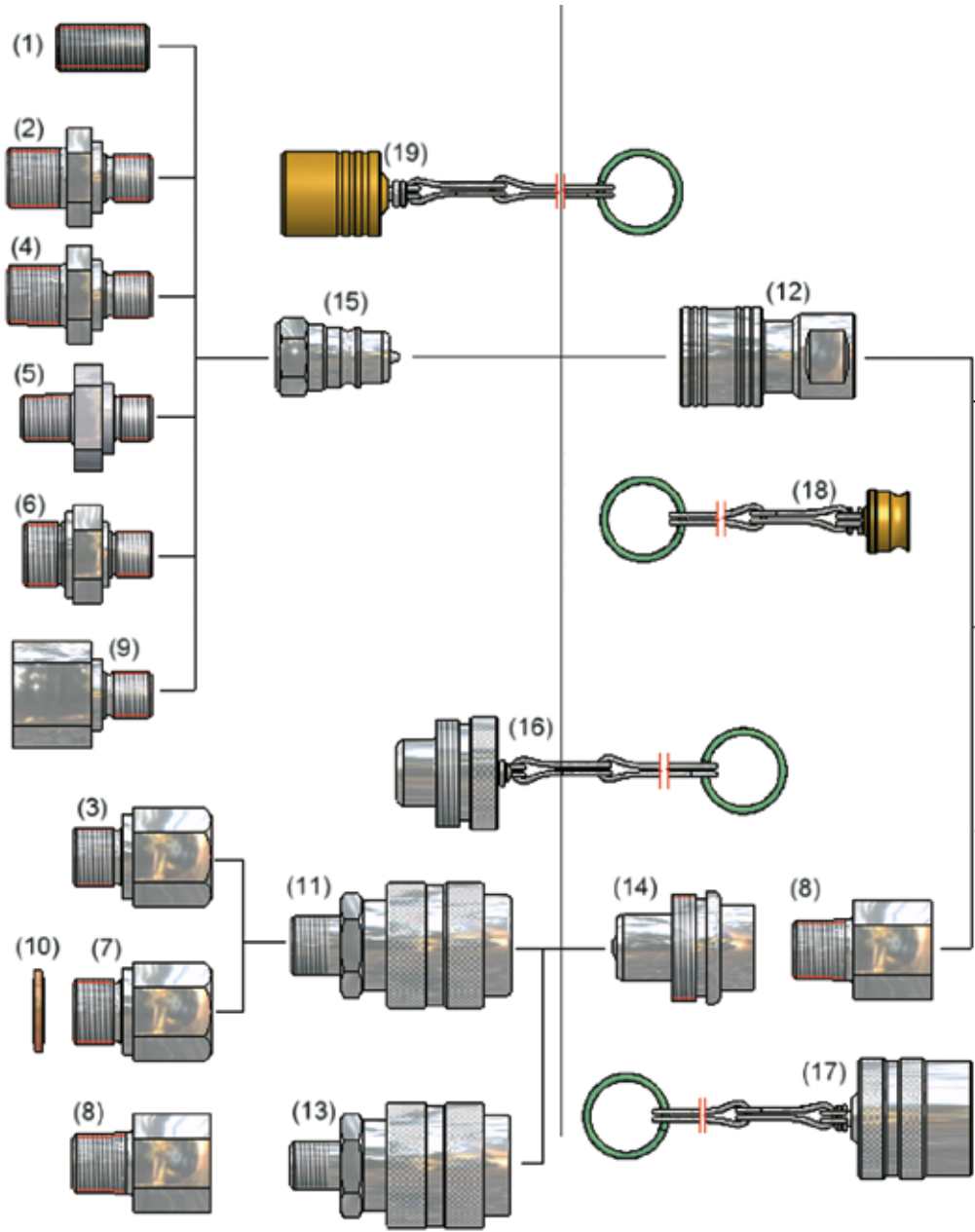
\* Assemble using Loctite thread sealant

67074-67	67240-67	67241-67	67065-67	67069-67	65296-67	67067-67
[4]	[5]	[9]	[11]	[12]	[13]	[14]
M3/8 NPT - M1/4 G adaptor	M1/4 G - M1/4 NPT fitting	F3/8 NPT - M1/4 G adaptor	700 bar screw-on coupling, F., threading 3/8 NPT	700 bar quick-connect coupling, F., threading 1/4 G	700 bar coupling for screwing on, F., 1/4 NPT	700 bar fitting for screwing on, F., 3/8 NPT
67072-67	67066-67	67068-67	67071-67	67073-67		
[15]	[16]	[17]	[18]	[19]		
700 bar quick-connect fitting, F., 1/4 G	M cap for 67065-67	F cap for 67067-67	M cap for 67069-67	F cap for 67072-67		

HYDRAULIC CONNECTIONS

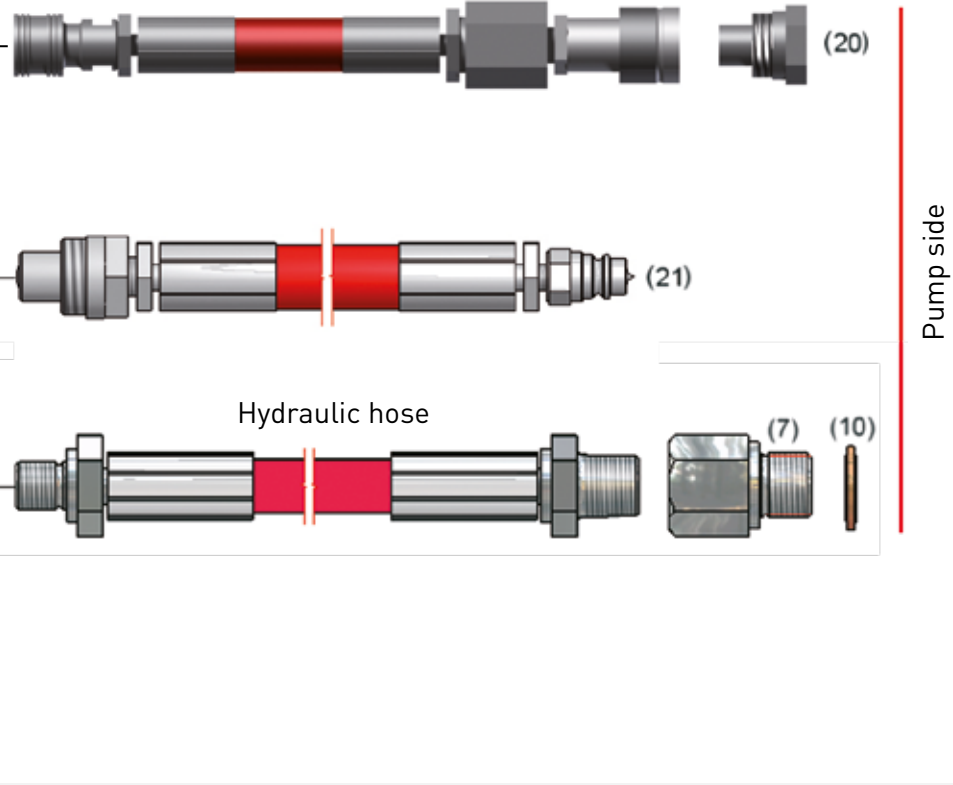
► 700 BAR HYDRAULIC CONNECTIONS

Assembly on tools



Assembly on pumps

- The LUKAS, VERAC, PASCHRA, US, BIGMA, SMALLMA, BIG, SMALL, SAYMA, POUSMA, DISMA and LESMA tools, and the pumps, have, 3/8" NPT threading.
- The COMPACT, SHUTTLE and SHUTTLE-T tools have 1/4" NPT threading.
- The SCENE, SAYBI, DIUMU have M18 x 1.5 threading: connector to be used with seal 67048-67.



65591-67	65852-67	65853-67	67074-67	67240-67	67075-67	67076-67
(1)	(2)	(3)	(4)	(5)	(6)	(7)
M1/4 G - M1/4 G adaptor	M3/8 G - M1/4 G adaptor	M3/8 G - F3/8 NPT connector	M3/8 NPT - M1/4 G adaptor	M1/4 G - M1/4 NPT connector	M18 x 1.5 - M1/4 G adaptor [gasket 67048-67 ordered separately]	M18 x 1.5 - F3/8 NPT adaptor [seal 67048-67 ordered separately]
67149-67	67241-67	67048-67	67065-67	67069-67	65296-67	67067-67
(8)	(9)	(10)	(11)	(12)	(13)	(14)
M3/8 NPT - F1/4 G connector	F3/8 NPT - M1/4 G adaptor	Copper seal, 18	700 bar screw-on coupling, F., threading 3/8 NPT	700 bar quick-connect coupling, F., threading 1/4 G	700 bar screw-on coupling, F., 1/4 NPT	700 bar screw-on fitting, F., 3/8 NPT

67072-67	67066-67	67068-67	67071-67	67073-67	65992-67	65993-67
(15)	(16)	(17)	(18)	(19)	(20)	(21)
700 bar quick-connect fitting, F., 1/4 G	M cap for 67065-67	F cap for 67067-67	M cap for 67069-67	F cap for 67072-67	Connector adaptor to be screwed on towards the quick-connect fitting	Quick-connect adaptor towards connector to be screwed on

► SETS: CONNECTORS + CAPS

67145-67	67146-67	67147-67	67148-67	66821-67
67065 + 67066	67067 + 67068	67069 + 67071	67072 + 67073	67240 + 67072 + 67073

TOOLS FOR 1-PIECE RIMS



Operators must always wear the correct clothes and the PPE appropriate for each job: helmet, glasses, protective gloves, safety boots and ear protection. We recommend the glasses and gloves presented on page 162.

- These tools must be used with a 700 bar manual or air hydraulic pump.
- Never stay close to machine tool when operating.
  - Suffix 67: tools equipped with quick connect coupler 67072-67.
  - Suffix 99: tools equipped with screw connection 67065-67.

"US" TYPE BEAD-BREAKER



	67030-67 67030-99	67037-67
Intended use	1-piece rim	Earthmover hook only for transformation for use on 3-piece rims
Net weight (kg)	14.5	
Cylinder stroke (mm)	95	
Power at 700 bar (T.)	9	
Spade length (mm)	35	
Dimensions (cm)	42 x 28 x 12	

MANUAL BEAD-BREAKER



- Do not use with impact wrench.
- Use with a ratchet wherever possible.



	65802-67	61444-67
Intended use	Farm and industrial vehicle wheels up to 38" with max 14 ply	Pneumatic Bead Breaker
Net weight (kg)	6.4	4.6
Dimensions (cm)	26 x 15 x 11	38

"COMPACT" AND "SUPER COMPACT" BEAD BREAKER



	65071-97	61193-97
Intended use	Tool built in steel and aluminium for high reliability and low weight For dismounting of all types of tires: Jeep, 4x4, light vehicle, truck (rims without anti-puncture edge) and tractor	
Maximum tire dimensions	All rims with flat edges	
Net weight (kg)	4.7	5.5
Cylinder stroke (mm)	40	70
Power at 700 bar (T.)	2.83	4.9
Tight power (T.)	0.76 to 1.78	1.6 to 2.2
Spade length (mm)	35	35
Dimensions (cm)	17 x 17 x 17	22 x 22 x 23

"MINI-KOUSMA" BEAD-BREAKER



Adjustable claw

	66014-97
Intended use	Tool made of steel and aluminium for high level of reliability and reduced weight For rims with up to Ø 24"
Net weight (kg)	8.7
Cylinder stroke (mm)	100
Power at 700 bar (T.)	2.83
Tight power (T.)	2.12 to 4.95
Spade length (mm)	43
Dimensions (cm)	50 x 11 x 32



TOOLS FOR 3-PIECE RIMS



Operators must always wear the correct clothes and the PPE appropriate for each job: helmet, glasses, protective gloves, safety boots and ear protection. We recommend the glasses and gloves presented on page 162.



► "PASCHRA" BEAD-BREAKER



	65187-Q7 65187-Q9	65267-Q7 65267-Q9
Intended use	3-piece rims of 23.5 R 25 up to 29.5 R 29	Complete box: PASCHRA + wedges + keys
Net weight (kg)	9.6	9.6
Cylinder stroke (mm)	150	-
Power at 700 bar (T.)	11	-
Tight power (T.)	0.95	-
Spade length (mm)	110	-
Dimensions (cm)	44 x 15 x 15	46 x 32 x 15

- These tools must be used with a 700 bar manual or hydropneumatic pump.
  - Never stand behind a tool during use.
- Suffix Q7: tools equipped with quick-connector 67072-67.
- Suffix Q9: tools equipped with screw-on connector 67065-67.
- Suffix 97: tools equipped with a screw-on connector installed on the tool and quick connector. Sold separately in box.

► "SKYMA" BEAD BREAKER



Adjustable claw

	66995-97
Intended use	Tool built in steel and aluminium for high reliability and low weight Rims up to Ø 24" specially designed for crane tires
Net weight (kg)	8.9 (without connector)
Cylinder stroke (mm)	70
Power at 700 bar (T.)	2,830
Tight power (T.)	2,120 to 4,950
Spade length (mm)	43
Dimensions (cm)	50 x 11 x 32

► "PASCHRA LONG" BEAD BREAKER



	61293-Q7 61293-Q9	65488-67
Intended use	3-piece rims [clamps ordered separately] Suitable for open-centre or closed-centre wheels larger than 3.5"	rod connector + claw + screw for PASCHRA
Net weight (kg)	8.4	
Tightening of fastening screws	Mini: 7 da.N - Maxi: 8 da.N.	
Cylinder stroke (mm)	250	
Power at 700 bar (T.)	11	
Tight power (T.)	0.95	
Spade length (mm)	110	
Dimensions (cm)	44 x 15 x 15	

► "KOUSMA" BEAD-BREAKER



Adjustable claw

	66015-97	66049-67
Intended use	Tool built in steel and aluminium for high reliability and low weight Rims up to Ø 29" Max hooking height 3.5"	Spare flat hook option for 66015-97
Net weight (kg)	13.2	
Cylinder stroke (mm)	114	
Power at 700 bar (T.)	4,536	
Tight power (T.)	3.4 to 7.93	
Spade length (mm)	75	
Dimensions (cm)	57 x 11 x 35	

## TOOLS FOR 3-PIECE RIMS



Operators must always wear the correct clothes and the PPE appropriate for each job: helmet, glasses, protective gloves, safety boots and ear protection. We recommend the glasses and gloves presented on page 162.

### ► "MAXI-KOUSMA" BEAD-BREAKER



Adjustable claw



	66016-97	66049-67
Intended use	Tool built in steel and aluminium for high reliability and low weight. High-flange rims up to Ø 29". At a maximum flange height 3.5".	
Net weight (kg)	13.5	Spare flat hook option for 66016-97
Cylinder stroke (mm)	114	
Power at 700 bar (T.)	4,536	
Tight power (T.)	3.4 to 7.93	
Spade length (mm)	100	
Dimensions (cm)	57 x 11 x 36	

### ► "US-TYPE" BEAD BREAKER



	67036-67 67036-99	67037-67
Intended use	Agricultural, logging, public works and construction (OTR) machine tires, 3-piece rims	
Net weight (kg)	17	Hook for OTR tires only for 67036-67
Bead breaker stroke (mm)	95	
Power at 700 bar (T.)	9	
Spade length (mm)	35	
Dimensions (cm)	42 x 32 x 15	

## TOOLS FOR 5-PIECE RIMS

- These tools must be used with a 700 bar manual or air hydraulic pump.
- Never stay close to machine tool when operating.
- Suffix 67: tools equipped with quick connect coupler 67072-67.
- Suffix 99: tools equipped with screw connection 67065-67.

### ► "SUPER-KOUSMA" BEAD-BREAKER



	61261-97	66049-67
Intended use	Tool built in steel and aluminium for high reliability and low weight. For 3- to 5-piece earth-moving vehicle tires up to 35" without eyelets and without groove	
Net weight (kg)	15.5	Flat hook option for 66016-97 and 61261-97
Cylinder stroke (mm)	70	
Power at 700 bar (T.)	12.6	
Tight power (T.)	6.2 to 9.7	
Spade length (mm)	130	
Dimensions (cm)	57 x 11 x 36	

### ► "BIGMA" RINGBREAKER



	67018-67 67018-99	67025-67 67025-99	67023-67	67024-67
Intended use	Spring return	Complete box contents: BIGMA ringbreaker + 2 hooks, 1 support, 4 ring wedges 67029-67, BTR key of 14		
Cylinder stroke (mm)	90	14	Standard hook	Narrow hook
Power at 700 bar (T.)	13.7			
Net weight (kg)	7.9			
Dimensions (cm)	41 X 15 X 10	39 x 17 x 12		



# TOOLS FOR 5-PIECE RIMS



Operators must always wear the correct clothes and the PPE appropriate for each job: helmet, glasses, protective gloves, safety boots and ear protection. We recommend the glasses and gloves presented on page 162.

HQ  
★★★★

- Jacks easy to handle, designed by Schrader S.A.S., can be used on the interior and exterior of the rim.
- Turning parts, very light with high-resistance hooks.
- High-power tools.

## "MAGMA" RINGBREAKER 27T



	61201-97
Intended use	Tool built in steel and aluminium for high reliability and low weight. For all types of rims with good anchoring on 2 sides, from 35" to 63" Large and medium rims of earth-moving vehicle tires and 6 parts, titan SVM-OVM 63"
Net weight (kg)	17.5
Cylinder stroke (mm)	150
Power at 700 bar (T.)	27
Tight power (T.)	6.2 to 9.7
Dimensions (cm)	19x19x45

## "MAGMA 2" RINGBREAKER



360° rotating coupler




	61358-97	66851-67	61206-67	61207-67	61203-67
Intended use	Tool built in steel and aluminium for high reliability and low weight Recommended for inner side and outer side of the rim.	Spare claw	Lifting collar for Magma & Plasma 20T	Lifting collar for Maxi-Magma & Maxi-Plasma 27T	Holder for MAGMA / MAXI MAGMA
Cylinder stroke (mm)	150				
Power at 700 bar (T.)	20				
Net weight (kg)	12				
Dimensions (cm)	17 x 14 x 41				

- These tools must be used with a 700 bar manual or hydropneumatic pump.
- Never stand behind a tool during use.
- Suffix 67: tools equipped with quick-connector 67072-67.
- Suffix 99: tools equipped with screw-on connector 67065-67.
- Suffix 97: tools equipped with a screw-on connector installed on the tool and quick connector, sold separately in box.

## "SHUTTLE-T" RINGBREAKER



360° rotating coupler



	66017-97	60396-67	60398-67	65605-67
Intended use	Tool built in steel and aluminium for high reliability and low weight Recommended for inner side and outer side of the rim. Jack delivered with (see picture): <ul style="list-style-type: none"><li>• 1 short hook mounted (60398-67)</li><li>• 2 extension wedges (60396-67)</li><li>• 1 long hook (65605-67)</li><li>• 1 milled short hook</li></ul>	Spare extension wedge	Spare short hook, L = 40 mm	Spare long hook, L = 65 mm
Cylinder stroke (mm)	80			
Power at 700 bar (T.)	13.7			
Net weight (kg)	6.8			
Dimensions (cm)	Ø 13 x 43			

## RINGBREAKERS



Spring return	67012-67 67012-99	67016-67 67016-99	67017-67
	SMALL	BIG	Hook for "SMALL" and "BIG" bead breakers
Intended use	Recommended for use on interior side		
Cylinder stroke (mm)	50	95	
Power at 700 bar (T.)	12	12	
Net weight (kg)	10	13.4	
Dimensions (cm)	35 X 11 X 13	44 x 11 x 12	



TOOLS FOR 5-PIECE RIMS



Operators must always wear the correct clothes and the PPE appropriate for each job: helmet, glasses, protective gloves, safety boots and ear protection. We recommend the glasses and gloves presented on page 162.

► "SAYMA-2" RINGBREAKER



	66985-Q7 66985-Q9	66986-67
Intended use	Sayma-2 with supplied wedges	Set of 3 magnetic extensions for SAYMA-2 bead breaker Extension No.1: 100 mm // 1 kg Extension No.2: 50 mm // 0.5 kg Extension No.3: 25 mm // 0.3 kg
Cylinder stroke (mm)	50	
Power at 700 bar (T.)	12	
Net weight (kg)	2.5 complete	
Dimensions (cm)	14 x 16 x Ø 8	

► "TALLMA" MAGNETIC WEDGES AND BEAD BREAKER



	61297-97
Intended use	TALLMA for 3- to 5-piece rims, magnetic wedges included
Cylinder stroke (mm)	80
Power at 700 bar (T.)	19.8
Net weight (kg)	8.7 complete
Dimensions (cm)	18 x Ø 8

These tools must be used with a 700 bar manual or hydropneumatic pump.

- Never stand behind a tool during use.
- Suffix 67 or Q7: tools equipped with quick-connector 67072-67.
- Suffix 99 or Q9: tools equipped with screw-on connector 67065-67.

► BLOCKING WEDGES FOR 3-PIECE RIMS



65195-67	65229-67	61312-67	61313-67
DYICI-type wedge (Order 4 wedges for a complete set)	CIF-type wedge set	Wedge set with minimum thickness of 20 mm	Wedge set min. thickness 40 mm

► BLOCKING WEDGES FOR 5-PIECE RIMS



67029-67
Set of 2 blocking wedges for 5-piece rims (Use of nuts prohibited)

► TOOLS FOR OTR TIRES



67078-67	67236-67	66085-67
Hammer for OTR tires 2.8 kg	Locking jaw pliers	Straight stainless steel wire brush 0.35, 4 rows, L = 310 mm body made of beech

DISMANTLING BOX

BARJUKY 2®

A single tool of 25 "and 51"

HQ  
★★★★

INTENSIVE  
USE




OPTIONS



61363-67	61264-67	61365-67	61443-67
Extension Barjuky²	Male European extensions	Male Komatsu extensions	Female extensions available on request




Do not use an impact wrench



	61362-67
Intended use	<ul style="list-style-type: none"><li>• The BARJUKY² tool is used to position the seal on open-centre or closed-centre wheels of 25" to 51".</li><li>• On assembly, the operation to place the O-ring seal is easy and safe as the Barjuky² pushes the flange and the locking rim. It makes removal of protected flanges easier.<ul style="list-style-type: none"><li>• Rigid tool, easy to position and extremely light.</li><li>• Multi-purpose device on several types of rim:<ul style="list-style-type: none"><li>- Open-centre wheels: it grips on the inside of the wheel.</li><li>- Closed-centre wheels: grips on the wheel studs or threaded holes.</li></ul></li></ul></li></ul> <p>Delivered complete</p>
Weight when equipped, without extensions 51" (kg)	19
Weight when equipped, with extensions 51" (kg)	20
Storage case	Wooden box with rollers 103 x 23 x 67 cm

DUALUKY OPTION FOR DUAL WHEELS

Working in pairs



Do not use an impact wrench



	61352-67	61352-72
Intended use	For dual tires from 35" to 49"	
Cylinder stroke (cm)	40	
Weight (kg)	8.5	
Dimensions (cm)	76 x 10 x 24	
Nbr of tool	1 tool	2 tools








“FM” BOX



“AE” MAINTENANCE BOX



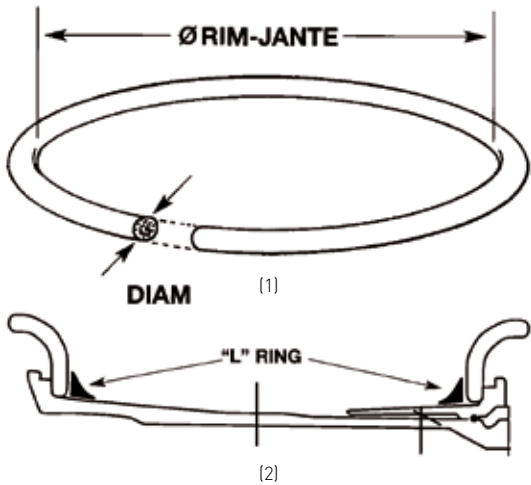
67099-97		
Wooden case, dimensions: L. 81.5 x W. 47 x H. 41.5 cm Empty weight: 20.5 kg The products are sold with a mounted screw-on connector. A quick connector is provided for each tool.		
		
66016-97	61297-97	66017-97
Details on page 188	Details on page 192	Details on page 191
MAXI-KOUSMA bead breaker for 3-piece rims with tall rings. Max hooking height 3.5". Adjustable claw.	TALLMA magnetic bead breaker for the interior of 3- to 5-piece rims mounted on earth-moving equipment. Magnetic extensions made of light alloy with different lengths included.	SHUTTLE-T bead breaker recommended on internal and external side of 5-piece rim. Connector with 360° swivel.
		
65431-99	65992-67	
Details on page 175	Details on page 183	
Pump with 2.5 m hose, coupling, cap and air connector.	Adaptor from screw-on connector to quick connector	



67600-67	
“AE” maintenance box. The essential complement for hydraulic tools and tire maintenance. Strong metal box. Dimensions 110 x 42 x 21 cm. Total weight: 75 kg	
CONTENTS	
<div>1 Eurodainu truck inflating gauge bar/psi <b>R-1821-Z</b> 1 Eurodainu earthmover inflating gauge bar/psi <b>35864-58</b> 1 Eurodaira truck pressure gauge bar/psi <b>38049-99</b> 1 Eurodaira earthmover pressure gauge bar/psi <b>38099-99</b> 1 HYOCA lever <b>R-1194-1</b> 1 HYUDE lever <b>R-1194-1</b> 2 SAYAM levers <b>R-858-1</b> 2 HALTE levers <b>R-1060-1</b> 1 FORCE lever <b>R-1289-1</b> 1 FIACRE lever <b>R-0427-1</b> 1 FIFRE lever <b>R-0428-1</b> 2 FACE levers <b>R-0426-1</b> 1 tire bead remover FAGUS <b>R-1230-1</b> 2 metal handbrushes, long handle 300 mm (*) 2 brushes for grease truck/earthmover <b>60805-67</b> 1 tire grease tin 4 kg TIGRE <b>R-5084-1</b> 1 flat key 17 x 19 (*) 1 flat key 24 x 26 (*) 1 lock-grip pliers <b>67236-67</b> 2 handling gloves (*) 1 core and cap screwing tool passenger car/truck <b>R-1255-1</b> 1 earthmover core and cap screwing tool <b>R-1469-1</b></div> <div>2 earthmover/truck adaptors <b>R-1296-1</b> 2 large bore snap-on couplers <b>R-0767-1</b> 10 inflation nipples R-0985-2 valve side for hose 7 x 13 2 large bore inflation nipples R-0984-1 for hose int. Ø 7 100 cores passenger car and truck <b>S-4191-3</b> 50 short cores earthmover <b>R-0765-2</b> 100 caps passenger car and truck <b>R-1424-3</b> 50 caps earthmover <b>R-0766-2</b> 1 tube deflator R-0634-1 1 valve thread repair tool for passenger car/truck <b>S-4259-1</b> 1 valve thread repair tool for earthmover <b>R-0769-1</b> 1 section 3 m hose 7 x 13 <b>R-1018-1</b> 10 hose couplers outlet side R-0986-2 for hose 7 x 13 10 rotating nipples inlet side R-0987-2 for hose 7 x 13 30 ferrules R-1430 for hose 7 x 13 100 sealing washers truck <b>R-0569-3</b> 1 hex. socket 23, square 1/2" <b>65047-67 (*)</b> 1 hex. socket 24, square 1/2" <b>65048-67 (*)</b> 1 hex. socket 27, square 1/2" <b>65049-67 (*)</b> 1 hex. socket 30, square 1/2" <b>65050-67 (*)</b> 1 square 1/2" <b>65046-67 (*)</b> (*) Parts not available for retail purchase</div>	



SEALS








(1) SealS TYPE "0"						
	Ø on rim seat (")	Ø of seal (")	Type	Code with OR	Michelin range	Schrader S.A.S. range
	20	1/4	-	OR-220T-TG	-	65882-67
	24	1/4	-	OR-224-TG	-	66795-67
	25	1/4	HUEPO	OR-225-T	R-1438-1	65359-67
	25	3/8	SULLA	OR-325-T	R-1437-1	65360-67
	29	3/8	SULKY	OR-329-T	R-1439-1	65361-67
	33	3/8	STRIX	OR-333-T	R-1440-1	65362-67
	35	3/8	STRAS	OR-335-T	R-1441-1	65363-67
	39	3/8	FUODI	OR-339-T	R-1069-1	65364-67
	45	1/2	-	OR-445-T	-	65365-67
	45	3/8	-	OR-345-T	R-1580-1	65636-67
	49	1/2	-	OR-449-T	-	66796-67
	49	3/8	HEYCO	OR-349-T	R-1442-1	65366-67
	51	3/8	-	OR-351-T	-	65368-67
	51	1/2	-	OR-451-T	-	65319-67
	57	1/2	-	OR-457-T	-	65367-67

(2) SealS TYPE "L"						
	Ø on rim seat (")		Type		Michelin range	Schrader S.A.S. range
	20	-	TYRAN (LR20)		R-1443-1	65729-67
	25	-	LR 25		-	65464-67
	29	-	LR 29		-	65465-67
	33	-	LR 33		-	65577-67
	35	-	LR 35		-	66961-67



TOOL GUIDE

	1-piece	66014-97	MINI KOUSMA	Max ring height: 43 mm // Jack stroke: 100 mm
		65071-97	COMPACT	Max ring height: 35 mm // Jack stroke: 40 mm
		61193-97	SUPER-COMPACT	Max ring height: 35 mm // Jack stroke: 70 mm
		67030-67 / -99	US BEAD BREAKER	Max ring height: 35 mm // Bead breaker stroke: 95 mm
		66995-97	SKYMA	Max ring height: 43 mm // Bead breaker stroke: 70 mm
	3-piece	24" 25" 29" 35" 49"		
		PASCHRA 3 Ref.: 65187-Q7 / -Q9		
		US BEAD BREAKER Ref.: 67036-67 / -99		
		KOUSMA Ref.: 66015-97		
		MAXI-KOUSMA Ref.: 66016-97		
		SUPER-KOUSMA Ref.: 61261-97		

	5-piece	25" 35" 39" 45" 49" 51" 63"					
		SMALLMA Ref.: 65286-67 / -99					
	5-piece	BIGMA Ref.: 67018-67 / -99					
		SHUTTLE-T Ref.: 66017-97					
		MAGMA 2 Ref.: 66011-97					
		MAXI-MAGMA Ref.: 61201-97					
		MAXI-KOUSMA Ref.: 66016-97					
		SUPER-KOUSMA Ref.: 61261-97					
		BARJUKY <sup>2</sup> Ref.: 61362-67					
	5-piece	BARJUKY <sup>2</sup> EXTENSION Ref.: 61363-67					
		DUALUKY Ref.: 61352-72					

► Spare connectors

	1-piece					
	US bead breaker		Mini Kousma	Compact	Super Compact	Skyma
	67030-67	67030-99	66014-97	65071-97	61193-97	66995-97
65296-67			x	x	x	x
66821-67			x	x	x	x
67065-67		x				
67072-67 + 67074-67	x					

	3-piece							
	Paschra				US bead breaker		Kousma	Super-Kousma
	Bead breaker + claw		Bead breaker alone					
	65187-Q7	65187-Q9	61293-Q7	61293-Q9	67036-67	67036-99	66015-97	61261-97
65296-67							x	x
66821-67							x	x
67065-67		x		x		x		
67072-67 + 67074-67	x		x		x			

► Spare connectors

	5-piece								
	Small		Big		Smallma		Bigma		Shuttle-T
	67012-67	67012-99	67016-67	67016-99	65286-67	65286-99	67018-67	67018-99	66017-97
65296-67									x
66821-67									x
67065-67		x		x		x		x	
67072-67 + 67074-67	x		x		x		x		

	5-piece						
	Maxi-Kousma	Super-Kousma	Magma 2	Maxi-Magma	Sayma-2		Barjuky2
	66016-97	61261-97	66011-97	61201-97	66985-Q7	66985-Q9	61362-67
65296-67	x	x	x	x			x
66821-67	x	x	x	x			x
67065-67						x	
67072-67 + 67074-67					x		

INDEX ETRTO  
NUMERICAL INDEX  
ALPHABETICAL INDEX

INDEX ETRTO

Reference		Page
ETRTO		
v3.02.12	R-1157-2	20
v3.02.13	R-0751-2	19
v3.02.14	R-1158-2	20
v3.02.17	R-0752-2	19
v3.02.2	R-0570-2	19
v3.02.3	R-0576-2	19
v3.02.5	R-1003-2	19
v3.02.9	R-1156-2	20
v3.04.2	R-1198-2	22
v3.06.1	R-0922-2	24
v3.06.2	R-0580-2	24
v3.06.5	R-0582-2	23
v3.06.6	R-0819-2	23
v3.06.8	R-1123-2	23
v3.07.1	R-1007-2	22
v3.08.2	S-4014-2 S-4142-1	20
v3.14.1	R-0806-2	14
v3.14.2	R-0808-2	15
v3.15.2	R-1051-2	15
v3.16.1	R-1013-2	16
v3.18.1	R-0907-2	16
v3.18.2	R-0920-2	17
v3.19.1	R-0911-2	17
v3.20.1	R-0964-2 R-0964-3	10
V3.20.1	41534-68	11
V3.20.12	R-1680-2 R-1680-3 R-1680-7	10
V3.20.2	R-1798-2	10
V3.20.4	R-1485-2 R-1485-3 R-1485-7	10
v3.20.5	R-1486-2 R-1486-3 R-1486-7	10

Reference		Page
ETRTO		
V3.20.6	R-1487-2 R-1487-3 R-1487-7	10
v3.20.7	R-1500-2	10
v3.21.1	R-2027-2 R-2027-7	13
v3.21.1	41788-68	13
V3.21.2	S-4591-2	13
v3.21.9	41518-68	13
v3.22.1	R-2123-2 R-2123-3 R-2123-7	10
V3.22.1	42729-68	11
v4.02.1	R-1139-2	34
v4.03.1	R-1224-2 S-4015-1	34
v5.03.1	R-1009-1	37
v5.03.1	R-0979-1	41
v5.04.1	R-1837-1	39
v5.04.2	S-4039-1	39
v5.09.1	S-4022-1	40
v5.15.1	R-1840-2 R-1840-3	35
v5.15.2	S-4029-1	36
v5.15.3	S-4021-1	36
v5.15.4	S-4020-1	36
v9.04.3	33792-69	51
v9.14.1	R-1225-2 R-1225-3	34





## NUMERICAL INDEX

reference	page
Index	
15-206	99
15-224	99
15-225	99
15-227	99
15-230	99
15-231	99
15-232	99
15-281	99
17-244	132
17-245	132
17-246	132
17-248	132
17-249	132
37-099	33
41-466	159
30307-53	50
30307-54	50
30307-57	50
30307-58	50
30307-63	50
32264-67	68
32264-67	69
32266-67	68
32266-67	70
33645-68	11
33759-67	149
33760-67	149
33762-67	54
33763-67	54
33764-67	54
33765-67	54
33766-67	54
33767-67	54
33792-69	51
37900-58	51
37900-58	57
37900-65	51
37900-65	57
37992-69	50
37992-80	50
38038-99	66
38039-99	66
38048-99	66
38049-99	66
38075-99	66
38076-99	66
38077-99	66

reference	page
38078-99	66
38879-58	64
38902-58	64
39001-00	65
39065-00	71
39066-67	68
39080-67	68
39093-00	65
39101-00	65
39104-00	65
39701-00	63
39703-00	63
39766-67	68
39921-00	62
39923-00	62
39925-00	62
39926-00	62
39928-00	62
39931-00	62
39933-00	62
40058-67	83
40059-67	83
40117-67	65
40117-67	65
40117-67	71
40122-67	65
40122-67	65
40122-67	71
41291-09	69
41291-68	69
41315-68	25
41315-71	25
41316-68	25
41316-71	25
41317-68	25
41317-71	25
41318-68	25
41318-71	25
41319-68	25
41319-71	25
41320-68	25
41320-71	25
41321-68	25
41321-71	25
41322-68	25
41322-71	25
41323-68	25
41323-71	25

reference	page
41324-68	25
41324-71	25
41325-68	25
41325-71	25
41326-68	25
41326-71	25
41327-68	25
41327-71	25
41518-68	13
41534-68	11
41667-68	14
41684-68	12
41703-68	18
41776-68	25
41777-68	25
41788-68	13
42016-68	25
42132-68	11
42168-68	11
42176-68	35
42214-68	26
42214-69	26
42215-68	26
42215-69	26
42216-68	26
42216-69	26
42217-68	26
42217-69	26
42218-68	26
42218-69	26
42253-68	27
42253-69	27
42392-67 (2)	91
42563-68	26
42564-68	26
42729-68	11
42868-67	91
43078-69	50
43078-69	57
43249-68	26
43770-68	25
43771-68	25
43772-68	25
44073-67	74
44096-67	83
60038-67	90
60038-67	104
60181-67	134

## NUMERICAL INDEX

reference	page
60219-39	54
60220-39	54
60221-39	54
60222-39	54
60223-39	54
60224-39	54
60225-39	54
60233-67	77
60235-67	134
60267-67	148
60280-67	148
60281-67	148
60282-67	148
60283-67	148
60284-67	148
60285-67	148
60286-67	148
60287-67	148
60288-67	148
60289-67	147
60290-67	147
60291-67	147
60292-67	147
60293-67	147
60295-67	147
60296-67	147
60297-67	147
60298-67	147
60299-67	147
60300-67	147
60301-67	147
60302-67	147
60303-67	147
60304-67	147
60305-67	147
60306-67	162
60307-67	162
60308-67	154
60310-67	147
60324-67	147
60325-67	146
60326-67	146
60327-67	146
60328-67	146
60329-67	146
60333-67	129
60338-67	132
60339-67	123

reference	page
60340-67	123
60341-67	123
60342-67	123
60343-67	123
60344-67	123
60345-67	123
60346-67	123
60347-67	123
60349-67	124
60350-67	124
60355-67	124
60356-67	124
60358-67	124
60359-67	124
60373-67	124
60374-67	124
60376-67	125
60377-67	125
60379-67	125
60380-67	125
60382-67	125
60383-67	125
60396-67	187
60398-67	187
60504-67	92
60505-67	92
60506-67	92
60507-67	92
60511-67	92
60515-67	100
60516-67	100
60518-67 (*)	101
60518-68 (**)	101
60519-67	101
60520-67	101
60603-67	96
60604-67	96
60605-67	96
60606-67	96
60607-67	96
60611-67	96
60612-67	96
60613-67	96
60615-67	96
60616-67	96
60617-67	96
60618-67	96
60619-67	96

reference	page
60620-67	96
60621-67	96
60622-67	96
60623-67	96
60624-67	96
60625-67	96
60626-67	96
60627-67	96
60628-67	96
60632-67	96
60633-67	96
60651-67	98
60652-67	98
60653-67	98
60655-67	98
60657-67	98
60659-67	98
60665-67	98
60666-67	98
60667-67	98
60668-67	98
60669-67	98
60670-67	98
60680-67	98
60681-67	98
60682-67	98
60683-67	98
60684-67	98
60685-67	98
60686-67	98
60687-67	98
60702-67	94
60703-67	94
60703-67	95
60706-67	94
60710-67	100
60712-67	100
60717-67	101
60718-67	101
60719-67	101
60730-67	101
60731-67	102
60732-67	102
60733-67	103
60734-67	103
60736-67	103
60740-67	103
60741-67	103

## NUMERICAL INDEX

reference	page
60804-67	156
60805-67	156
60809-67	75
60810-67	75
60811-67	75
60813-67	156
60816-67	75
60817-67	75
60818-67	75
60880-67	107
60881-67	132
60882-67	127
60883-67	127
60884-67	126
60885-67	126
60886-67	133
60887-67	127
60888-67	127
60889-67	127
60893-67	121
60895-67	121
61129-67	124
61130-67	124
61137-67	126
61138-67	126
61139-67	126
61140-67	126
61142-67	125
61143-67	128
61144-67	128
61145-67	128
61146-67	122
61148-67	105
61149-67	105
61181-67	71
61182-67	132
61193-97	181
61201-97	186
61203-67	186
61206-67	186
61207-67	186
61210-67	138
61211-67	138
61212-67	138
61213-67	138
61214-67	138
61215-67	138
61216-67	138

reference	page
61217-67	138
61218-67	138
61219-67	138
61220-67	138
61222-69	28
61223-71	28
61224-69	28
61225-69	28
61261-97	185
61264-67	191
61269-67	151
61269-67	171
61279-71	28
61289-67	78
61291-67	79
61291-68	79
61292-67	173
61292-99	173
61293-Q7	182
61293-Q9	182
61297-97	188
61297-97	192
61300-67	73
61301-67	43
61302-67	40
61303-67	40
61304-67	43
61305-67	43
61306-67	43
61307-67	43
61308-67	45
61309-67	44
61310-67	44
61311-67	43
61312-67	189
61313-67	189
61314-67	42
61316-67	40
61317-67	40
61318-67	40
61319-67	161
61320-67	131
61321-67	163
61322-67	131
61323-67	51
61347-67	155
61348-67	163
61349-67	163

reference	page
61350-67	162
61351-67	163
61352-67	191
61352-72	191
61358-97	186
61359-67	122
61360-67	122
61362-67	190
61363-67	191
61364-67	122
61365-67	191
61367-71	28
61368-71	28
61369-69	28
61370-69	28
61372-67	153
61392-67	102
61392-67	105
61393-67	102
61393-67	105
63183-67	149
65003-67	154
65015-67	153
65016-67	153
65017-67	153
65018-67	153
65021-67	33
65022-67	33
65028-68	159
65037-67	153
65063-00	73
65071-97	181
65076-67	90
65076-67	104
65088-67	68
65088-67	145
65089-67	68
65090-67	78
65091-67	78
65092-67	79
65093-67	79
65093-67	145
65094-67	79
65094-68	79
65095-68	70
65096-68	70
65097-68	70
65098-67	77

## NUMERICAL INDEX

reference	page
65099-67	77
65100-67	77
65101-67	77
65115-67	56
65116-67	56
65117-67	56
65118-67	56
65119-67	56
65120-67	56
65121-67	56
65122-67	56
65123-67	152
65124-67	152
65125-67	152
65126-67	133
65131-67	121
65175-67	148
65176-67	148
65177-67	148
65178-67	148
65179-67	148
65180-67	148
65181-67	148
65187-Q7	182
65187-Q9	182
65189-67	148
65190-67	148
65192-67	129
65195-67	189
65219-67	133
65226-67	156
65229-67	189
65241-67	161
65255-67	77
65267-Q7	182
65267-Q9	182
65277-67	150
65279-67	133
65289-67	147
65290-67	159
65296-67	177
65296-67	178
65307-67	121
65308-67	121
65309-67	121
65310-67	121
65311-67	121
65312-67	121

reference	page
65319-67	194
65328-67	136
65332-67	73
65359-67	194
65360-67	194
65361-67	194
65362-67	194
65363-67	194
65364-67	194
65365-67	194
65366-67	194
65367-67	194
65368-67	194
65414-67	81
65431-99	192
65432-67	139
65437-67	174
65438-67	174
65444-67	138
65445-67	138
65446-67	121
65447-67	121
65448-67	121
65463-67	55
65464-67	194
65465-67	194
65468-67	109
65470-67	109
65472-67	109
65485-67	161
65488-67	182
65491-67	78
65491-67	173
65496-67	175
65528-67	154
65528-99	154
65529-67	154
65529-99	154
65530-67	73
65577-67	194
65578-67	78
65578-67	120
65579-67	78
65580-67	126
65581-67	126
65591-67	178
65601-67	139
65602-67	139

reference	page
65603-67	139
65605-67	187
65607-67	129
65613-67	100
65616-67	149
65636-67	194
65663-67	147
65686-67	156
65687-67	156
65729-67	194
65751-67	73
65756-67	148
65757-68	12
65758-68	12
65760-68	12
65761-67	106
65769-68	12
65775-67	145
65780-67	79
65786-67	82
65789-67	75
65790-67	75
65791-67	75
65794-67	121
65795-67	121
65796-67	120
65798-67	172
65802-67	180
65803-67	161
65804-67	161
65808-67	144
65810-67	144
65812-67	133
65818-67	121
65822-67	134
65834-67	105
65842-67	73
65843-67	73
65844-67	73
65845-67	79
65845-67	145
65851-67	127
65852-67	178
65853-67	178
65864-67	90
65864-67	104
65865-67	137
65866-67	137

## NUMERICAL INDEX

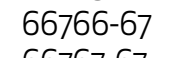
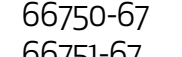
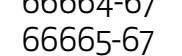
reference	page
65867-67	172
65867-99	172
65870-67	137
65871-67	137
65872-67	138
65873-67	138
65874-67	138
65882-67	194
65897-67	140
65910-69	28
65911-69	28
65912-69	28
65913-69	28
65914-71	28
65915-71	28
65917-67	171
65918-67	171
65919-67	171
65922-67	33
65932-67	175
65941-67	100
65957-67	175
65967-67	171
65968-67	171
65969-67	171
65978-67	171
65979-67	171
65982-67	140
65984-67	131
65987-67	169
65992-67	179
65992-67	192
65993-67	179
66014-97	181
66015-97	183
66016-97	184
66016-97	192
66017-97	187
66017-97	192
66021-71	29
66022-71	29
66023-71	29
66045-67	155
66046-67	155
66049-67	183
66049-67	184
66049-67	185
66060-67	104

reference	page
66068-67	153
66069-67	153
66082-67	162
66083-67	162
66084-67	162
66085-67	133
66085-67	189
66091-67	144
66097-67	44
66098-67	46
66099-67	46
66105-67	175
66120-67	54
66124-67	126
66125-67	126
66141-67	81
66142-67	81
66143-67	81
66144-67	81
66145-67	81
66146-67	81
66147-67	81
66148-67	81
66149-67	81
66154-67	130
66311-67	104
66330-67	97
66331-67	97
66332-67	97
66334-67	97
66335-67	97
66338-67	97
66339-67	97
66340-67	97
66341-67	97
66342-67	97
66343-67	97
66344-67	97
66345-67	97
66346-67	97
66350-67	95
66350-67	95
66351-67	95
66351-67	95
66352-67	95
66352-67	95
66353-67	95
66353-67	95

reference	page
66362-67	97
66363-67	97
66364-67	97
66365-67	97
66382-67	104
66383-67	132
66531-67	170
66532-67	170
66533-67	170
66534-67	170
66535-67	170
66536-67	170
66537-67	170
66538-67	170
66539-67	170
66541-67	82
66542-69	28
66554-67	81
66577-67	146
66578-67	146
66579-67	146
66580-67	146
66581-67	146
66582-67	146
66583-67	146
66584-67	146
66585-67	146
66586-67	146
66587-67	146
66588-67	146
66589-67	146
66590-67	146
66591-67	146
66592-67	146
66593-67	146
66594-67	146
66595-67	146
66596-67	146
66597-67	146
66598-67	146
66599-67	146
66600-67	146
66601-67	146
66602-67	146
66603-67	146
66604-67	146
66605-67	146
66606-67	146



reference	page
66607-67	147
66608-67	147
66609-67	147
66611-67	147
66612-67	147
66613-67	148
66615-67	147
66618-67	78
66619-67	79
66620-67	79
66662-67	135
66662-67	135
66663-67	135
66663-67	135
66664-67	131
66665-67	144
66670-67	144
66687-67	124
66688-67	125
66689-67	125
66724-67	175
66725-67	175
66732-69	28
66733-69	28
66734-68	29
66735-68	29
66739-67	78
66747-67	42
66748-67	42
66749-67	42
66750-67	42
66751-67	42
66752-67	42
66753-67	42
66754-67	42
66755-67	42
66756-67	42
66757-67	42
66758-67	42
66759-67	42
66760-67	42
66761-67	42
66762-67	42
66763-67	42
66764-67	42
66765-67	42
66766-67	42
66767-67	42



reference	page
66768-67	42
66769-67	42
66770-67	42
66771-67	42
66772-67	42
66773-67	42
66774-67	42
66775-67	42
66776-67	42
66777-67	42
66778-67	42
66779-67	33
66780-67	41
66781-67	44
66782-67	44
66783-67	44
66786-67	44
66787-67	45
66788-67	45
66791-67	45
66793-67	44
66794-67	44
66795-67	194
66796-67	194
66797-67	137
66799-67	120
66800-67	120
66801-67	120
66802-67	131
66803-67	131
66810-67	130
66811-67	130
66812-67	173
66813-67	78
66814-67	79
66815-67	161
66817-67	144
66817-67	144
66821-67	179
66837-67	139
66838-67	139
66840-67	139
66841-67	139
66843-67	139
66844-67	139
66845-67	139
66851-67	186
66852-68	35

reference	page
66858-67	153
66865-67	144
66881-67	176
66882-67	176
66883-67	176
66884-67	176
66887-67	57
66892-00	63
66938-67	29
66961-67	194
66962-67	127
66964-67	76
66965-67	76
66969-67	134
66981-67	147
66982-67	147
66983-67	147
66984-67	147
66985-Q7	188
66985-Q9	188
66986-67	188
66995-97	183
66999-67	156
67001-67	171
67002-67	171
67012-67	187
67012-99	187
67016-67	187
67016-99	187
67017-67	187
67018-67	185
67018-99	185
67023-67	185
67024-67	185
67025-67	185
67025-99	185
67029-67	189
67030-67	180
67030-99	180
67036-67	184
67036-99	184
67037-67	180
67037-67	184
67048-67	178
67065-67	177
67066-67	177
67066-67	179






## NUMERICAL INDEX

reference	page
67067-67	177
67067-67	178
67068-67	177
67068-67	179
67069-67	177
67069-67	178
67071-67	177
67071-67	179
67072-67	177
67072-67	179
67073-67	177
67073-67	179
67074-67	177
67074-67	178
67075-67	178
67076-67	178
67077-67	158
67078-67	189
67080-67	172
67080-99	172
67082-67	172
67082-99	172
67085-67	172
67085-99	172
67087-67	172
67087-99	172
67089-67	172
67099-97	192
67115-67	32
67120-67	33
67126-67	174
67127-67	174
67128-67	174
67131-67	174
67132-67	174
67135-67	174
67145-67	179
67146-67	179
67147-67	179
67148-67	179
67149-67	178
67152-67	33
67163-68	70
67201-67	130
67208-67	141
67214-67	130
67215-67	129
67218-67	133

reference	page
67220-67	133
67221-67	133
67222-67	133
67223-67	90
67223-67	104
67225-67	132
67226-67	132
67227-67	132
67228-67	132
67229-67	132
67231-67	131
67233-67	133
67234-67	133
67236-67	189
67240-67	177
67240-67	178
67241-67	177
67241-67	178
67244-68	70
67251-67	122
67283-67	104
67370-67	136
67382-67	137
67383-67	137
67384-67	137
67385-67	137
67386-67	137
67388-67	137
67389-67	137
67404-67	138
67405-67	138
67407-67	138
67411-67	138
67419-67	137
67433-67	138
67435-67	138
67445-67	138
67446-67	174
67447-67	139
67447-67	174
67448-67	139
67448-67	174
67449-67	139
67449-67	174
67471-IE	134
67471-IP	134
67471-IR	134
67472-2E	134

reference	page
67472-2P	134
67472-2R	134
67478-67	106
67479-67	106
67493-67	107
67494-67	107
67496-67	107
67503-67	106
67504-67	106
67505-67	106
67506-67	106
67600-67	193
67620-67	123
67621-67	123
67622-67	123
67623-67	123
67624-67	123
67625-67	123
67639-67	124
67640-67	124
67649-67	125
69668-67	73
69669-67	73
411200	150
411500	150
412000	150
413000	150
420500	151
421000	151
451205	150
471105	151
A06332-12	157
A06332-67	157
A07500-12	157
A07500-67	157
A19975-12	157
A19975-67	157
R-0038-1	72
R-0059-2	159
R-0153-1	68
R-0415-1	71
R-0416-1	72
R-0426-1	160
R-0427-1	160
R-0428-1	160
R-0517-2	69
R-0570-2	19
R-0572-2	19



## NUMERICAL INDEX

reference	page
R-0576-2	19
R-0578-2	21
R-0579-2	22
R-0580-2	24
R-0582-2	23
R-0634-1	72
R-0697-1 (*)	70
R-0736-2	70
R-0750-2	19
R-0751-2	19
R-0752-2	19
R-0765-2	50
R-0766-2	51
R-0767-1	70
R-0769-1	159
R-0806-2	14
R-0808-2	15
R-0819-2	23
R-0821-2	50
R-0822-1	37
R-0823-1	37
R-0824-1	37
R-0825-1	37
R-0826-1	37
R-0827-1	37
R-0829-1	38
R-0858-1	160
R-0904-1	72
R-0907-2	16
R-0911-2	17
R-0915-2	16
R-0920-2	17
R-0922-2	24
R-0933-1	71
R-0964-2	10
R-0964-3	10
R-0965-1	38
R-0966-1	38
R-0979-1	41
R-0984-1	70
R-0985-1	69
R-0985-2	69
R-0986-2	69
(*) R-0987-2	69
R-1003-2	19
R-1005-2	19
R-1007-2	22
R-1009-1	37

reference	page
R-1013-2	16
R-1025-1	37
R-1051-2	15
R-1060-1	160
R-1069-1	194
R-1081-2	21
R-1089-2	15
R-1123-2	23
R-1124-1	37
R-1125-1	38
R-1139-2	34
R-1144-2	25
R-1144-3	25
R-1144-6	25
R-1156-2	20
R-1157-2	20
R-1158-2	20
R-1194-1	160
R-1195-1	160
R-1197-2	27
R-1197-3	27
R-1198-2	22
R-1221-2	21
R-1224-2	34
R-1225-2	34
R-1225-3	34
R-1230-1	160
R-1255-1	159
R-1289-1	160
R-1294-2	14
R-1294-7	14
R-1296-1	69
R-1424-3	51
R-1430-2	69
R-1431-2	25
R-1431-3	25
R-1431-6	25
R-1437-1	194
R-1438-1	194
R-1439-1	194
R-1440-1	194
R-1441-1	194
R-1442-1	194
R-1443-1	194
R-1465-2	21
R-1469-1	159
R-1485-2	10
R-1485-3	10

reference	page
R-1485-7	10
R-1486-2	10
R-1486-3	10
R-1486-7	10
R-1487-2	10
R-1487-3	10
R-1487-7	10
R-1500-2	10
R-1549-2	17
R-1580-1	194
R-1581-1	14
R-1581-2	14
R-1614-1	175
R-1632-2	15
R-1680-2	10
R-1680-3	10
R-1680-7	10
R-1781-1	66
R-1782-1	66
R-1798-2	10
R-1837-1	39
R-1840-2	35
R-1840-3	35
R-1842-1	41
R-1842-2	41
R-1898-2	10
R-1898-3	10
R-1898-7	10
R-2021-2	10
R-2027-2	13
R-2027-7	13
R-2101-2	18
R-2102-2	18
R-2112-2	13
R-2123-2	10
R-2123-3	10
R-2123-7	10
(*) R-3500-2	69
R-3552-2	27
R-5028-1	132
R-5084-0	155
R-5084-1	155
S-0339-1	77
S-0341-1	77
S-0346-1	77
S-0347-1	77
S-0348-1	77
S-0349-1	77



## NUMERICAL INDEX

reference	page	reference	page
S-4000-3	50	S-4551-2	27
S-4000-5	50	S-4577-2	27
S-4011-2	35	S-4584-2	27
S-4014-2	20	S-4587-2	50
S-4015-1	34	S-4591-2	13
S-4020-1	36	S-4653-2	51
S-4021-1	36	S-4700-1	149
S-4022-1 (2)	40	S-4701-1	149
S-4023-1 (1)	40	S-4702-1	149
S-4026-1	158	S-4703-1	149
S-4029-1	36	S-4704-1	149
S-4030-1	41	S-4705-1	149
S-4037-1	39	S-4706-1	149
S-4038-1	39	S-4707-1	149
S-4039-1	39	S-4708-1	149
S-4046-2	34	S-4709-1	149
S-4047-1	34	S-4723-2	159
S-4047-2	34	S-4724-2	159
S-4049-1	159	S-4730-1	149
S-4049-2	159	S-4736-1	149
S-4134-2	27	S 4788-1	120
S-4142-1	20	S-4789-1	127
S-4145-M1	149	S-4792-1	128
S-4145-V5	149	S-4933-1 (*)	100
S-4259-1	159	S-4933-9 (**)	100
S-4282-1	159	S-4946-1	126
S-4295-2	11	S-4947-1	126
S-4297-2	11	S-4948-0 (**)	100
S-4305-1	156	S-4948-1 (*)	100
S-4305-J	156	S-4954-1	126
S-4306-1	128	S-4955-8	91
S 4310-1	121	S-4956-8 (1)	91
S-4312-1	123	S-4979-1	128
S-4340-1	128	S-4998-2	25
S-4368-1	122	SBAP	108
S-4369-1	128	SDSB5GIN	108
S-4370-1	128	T66690	50
S-4374-1	123	T66690	159
S-4385-1	34	T66690-10	50
S-4391-1	149	T66690-10	159
S-4392-2	159	V2234	158
S-4394-1	125	V2316	133
S-4451-1	72	V2316	163
S-4464-1	158		
S-4504-2	27		
S-4517-2	27		
S-4529-2	27		
S-4531-2	27		

## ALPHABETICAL INDEX

reference	page
1/2 spherical rasps	123
3M Versaflo	163
3-way valve for pump	33
5-PIECE RIMS	185
<b>A</b>	
Abrasive discs	127
ACCESSORIES FOR BRUSH AND VACUUM CLEANER	129
Adjustable props	150
Agricultural drainage tool	33
AGRIGLUE	155
AIRBAGS	170
Airbot	124
Air Canons	73
AIR GRINDERS	120
AIR INLET CONNECTORS	145
Air treatment unit "GLOBAL FRL SYSTEM"	80
ALCOA alloy rims	11,12
Aluminium jack	172
Aluminium paste lubricant	157
ARACUT SLEEVE II	162
ARIVAIR	66
Assembly kit for on-site repair	45
AUTOMATIC WINDERS AND HOSES	76
<b>B</b>	
Balance weights	54
BALANCING BEADS FOR UTILITY AND 4X4 VEHICLES	56
BALANCING PRODUCTS	53
Ballasting pump	32
ball rasps	125
BARJUKY	190
battery	163
Bead bazooka	73
bead block	161
BEAD BREAKER	154,180,181,182,183,184,188
Bead holder	161
Bead remover tool	160
Bent flexible extensions	25
BIG	187
BIGMA	185
blades	131,149
BLOCKING	171
BLOCKING WEDGES	189
BOOSTAIR 20	73
BOOSTAIR 35	73
BOOSTER	74
BOOSTER HIGH-FLOW VALVE	74
bounding agent	155
BOXES AND TUBES	170
Brake cleaner	157
Brass extensions	27
brass tubeless valves	10
breakers	154
BRUSH CAPS	101
Brushes	133
BRUSHES FOR RUBBER	128
Brushes for vulcanizing solutions	90
BRUSHES FOR Vulcanizing SOLUTIONS	104
brush for tire paste and grease	156
<b>C</b>	
Cap for farm valve hole	34
Caps	50
Caps to Seal	51
CARTS	151
Caterpillar 773	40
Caterpillar 777B/C	40
Chalks	156
CHECKLINK	29
CHECKLOCK SQ	29
CHECKPOINT	28
CHUCKS	121
CHUCKS AND TOOL HOLDERS	121
circlip pliers	133
Clamping lugs for the flexible extensions	25
claw	182,183
coated brass	11,12
Coiled hoses	77
COLD REPAIR FOR RADIAL AND BIAS TIRES	94
COLD REPAIR OF EXTERNAL DAMAGE WITH SELF-Vulcanizing RUBBER	102
COLD TIRE DAMAGE REPAIR	100
Collars	152
COMPACT	181
Compensation bags	139
compensator	106
Complete ballasting connector 1/2"	33
Complete hydraulic hoses	175
COMPONENTS FOR "VSM" Vulcanizers	137
COMPRESSED AIR CONNECTORS	78,79
COMPRESSED-AIR EQUIPMENT	80,81
Conical rasps	124
CONICAL REAMER TOOLS	126
Conical threaded quick connector connection 360°	120
Connector for 80% water ballasting	33
connectors	176
CONNECTORS FOR UNIVERSAL STEMS	20
core large bore	50
CORES	50
Core screwdriver	159
core Standard flow	50
Couplers for hoses internal ø 7 mm	69
CRIMPING KIT	45
Curved knife	132
Cutters for metal	126
CUTTING WHEEL	127
<b>D</b>	
defacing tool	133
degreaser	157
DETAGEL	156
DIGITAIR	62
DISMANTLING BOX	190
DISTRIBUTORS	175
Double-bend universal screw-on valves	22
Double junction connector	79
drop-centre rims	12,13,14,15
DUALUKY	191
DUAL WHEELS	191
DUSTITE LR	28
<b>E</b>	
Ear collars	70
EARTHMOVER EQUIPMENT	165
ELECTRICAL BRUSH AND ACCESSORIES	122
electronic inflating gauges with handle	62
electronic wall Tire inflators	82
EMERGENCY REPAIR FROM THE OUTSIDE	99
EM lubricating gel	156
Empty can	90
eramic emulsion cylindrical rasp	125
EURODAINU	64
EURODAIRA	66
EURODIGIT	62
examples of FRL Assemblies	86
EXAMPLES OF PRESSURE GAUGE ASSEMBLY	67
exhaust kit	120
EXTENSIONS	147
EXTENSIONS (LB)	42
Extra thin impact sockets	147
Extruder guns	106
<b>F</b>	
FACE	160
FAGUS	160
Farm vehicles and earthmover valves	31



ALPHABETICAL INDEX

FEIMA 159  
FEINE159  
FEMALE TOOL HOLDER 121  
FIACRE 160  
FIFRE 160  
filling tubes 138  
filter 163  
FINISHING PRODUCTS 101  
FINISHING TOOLS 127  
Finish/seal 100  
flat Airbags 138  
Flat brush 90  
FLAT CLOSED STRAPS 174  
flat rims 15,16,17  
flexible airbags 138  
Flexible extensions 42  
FLEXIBLE EXTENSIONS AND LUGS 25  
flexible heating padS 137  
FLExible pump rings 75  
FLEXIBLE VALVE EXTENSION LOTS 25  
Foldable extensions 42  
Folding wire 133  
FORCE 160  
FRL 80

G

glasses 162  
gloves 162  
Gouges 127  
GREASE FOR BRUSH 129  
guiding flange valves 18  
GUMS 102,103,104  
GUM WORKING TOOLS 107

H

HALTE 160  
Hammer 189  
HANDLING LIFTING 150,151,152,174  
Hand pump for jug 109  
HAND TOOLS 132  
HIGH-FLOW VALVE 74  
hook 183,187  
Hose 5x10 for EURODAIRA pressure gauges 72  
Hose 7x13 for inflating gauges 71  
Hose coil 45  
HOT DAMAGE REPAIR >100°C 104  
HOT DAMAGE REPAIR 70°C 104  
HOT PLATE 107  
hydraulic bottle jacks 150  
HYDRAULIC CONNECTIONS 176  
Hydraulic distributors 175  
hydraulic jacks 151

Hydraulic Oil 175  
hydraulic pumps 173  
Hydroflation nipple 34  
Hydro-flotation 32,34,35,36  
HYDROPNEUMATIC LIFTS 152  
HYOCA 160  
HYUDE 160

I

IMPACT SOCKETS 146,148  
Impact sockets kit 148  
Impact socket with torque control 147  
IMPACT WRENCHES 144  
Indicator for PRP 132  
Inflating chucks 71  
inflating gel 156  
Inflation accessories 71,72  
INFLATION AND COMPRESSED AIR EQUIPMENT 59  
inflation/ballasting connector 44  
iNFLATION NIPPLES AND COU-PLERS 68  
Inflation nipples and couplers 69,70  
INFLATION TERMINAL 82,83  
Inner tube repair patches (IRP) 92,93  
Inserts for radial tires 99  
Insert tools 99  
IRP 92

J

jacks 150,151,172  
Junction connector 79

K

KIT OTR-TPMS 168  
Knife 132  
KOUSMA 183

L

LARGE BORE CONNECTORS 70  
Letter 134  
levers 160  
LIFTER SPREADER SUPPORT 300 KG 130  
LIFTING AIRBAGS 170  
Lifting collar 186  
LIFTS 152  
limiting pressure 144  
Long skirt 26  
LOOSE WHEEL NUT INDICATORS 28,29

Low triple-bend universal screw-on valves 22  
Lubricant 81,145,156,157  
LUKAS 172

M

MAGMA 186  
MAGMA 2 186  
MAGNETIC WEDGES 188  
MALE TOOL HOLDER 121  
mallet 133  
MANUAL BEAD-BREAKER 180  
manual hydraulic pumps 173  
mask 163  
Mastair 65  
MATERIAL FOR RUBBERS 106  
MAXIGEL 156  
MAXI-KOUSMA 184,185  
Mechanical inflating gauges 63,64,65  
Mechanical tire spreader 130  
metal caps 51  
Metal spud for swivel valve38  
MINI-KOUSMA 181  
MINI-RASP KIT 125  
Miscellaneous connectors 78  
Miscellaneous levers 161  
MIXER 104  
mobile nipples For chucks 72  
Monoblock 40  
MOUNTED BRUSHES WITH SHAFT 126  
Mounting grease 155  
Mounting paste 155  
MULTI-BEND RIGID EXTENSIONS 43

N

nickel-coated 18  
nitrogen 62,63,64,65,66  
Nozzle with nut 106

O

Oak wedges 171  
Oil 157,175  
Onyx 100  
Opale 100  
OTHERS CONNECTORS 69  
OTR 184  
OTR KNIFE 131  
OTR-TMS 169  
OTR tool giude 196

P

ALPHABETICAL INDEX

particle filter 81  
PASCHRA 182  
PASCHRA LONG 182  
PATCHES AND REPAIR PRODUCTS 89  
PATCHES FOR RADIAL TIRES 96,97,98  
Pencil rasps 125  
PERSONAL PROTECTION 162  
Plastic wedges 171  
PLASTIFIED ADHESIVE WEIGHTS FOR ALUMINIUM TRUCK RIMS 54  
Pliers 133,189  
PLIERS FOR WEIGHTS 55  
PLUGS FOR RADIAL AND BIAS Tires 95  
Pneumatic hammer 131  
Pneumatic lifting airbags 170  
Pneumatic tool lubricant 145  
Pneumatic vacuum 129  
Polyamide rim nut 34  
POLYPROPYLENE WEDGE 171  
Portable hydraulic bottle jacks 150  
Portable lamp 133,163  
PRC 90  
Pre-programmable electronic wall Tire inflator 82  
Pressure gauges 66  
Preventive product for tubeless tires108  
PRF 94  
Progressive air gun 77  
PROTECTION 162  
Protective screens137  
PRP 91  
PS15 Truck STAR149  
Pump for jug 108  
pump rings 73,75  
PUMPS 172,173  
PVC-COATED BRUSHES WITH STEEL CABLE 126

Q

Quick junction connector 79  
Quick tapped connector 79

R

Rasp 100  
RASPS AND TOOLS FOR RUBBER 123  
RATCHET STRAPS 174  
Regulator 81  
Repair kits 91  
REPAIR PATCHES 92  
REPAIR SUPPORTS-LIFTS 141  
Repair table 130

REPAIR TOOLS AND VULCANIZING EQUIPMENT 111  
Resistor 106  
Rigid bent extensions 27  
Rigid brass extensions 42  
RIGID PLASTIC AIRTIGHT EXTEN-SIONS 26  
Rigid probe 107  
Rigid pump rings 75  
rim breakers 154  
RINGBREAKERS 185,186,187,188  
roller 132  
Rollers and emery rings 127  
Round brush 90  
Round rasps 124  
ROUND RASPS 125  
Rubber cleaner 100  
RUBBER CLEANERS 101  
Rubber hammer 158  
RUBBERIZED BRUSHES 128  
Rubber nipple 131  
rule 133

S

Safety glasses 162  
Safety gloves 162  
SAFE WHEEL 29  
Saphir 100  
SAYAM 160  
SAYMA 188  
Schrads+ 96  
scissors 133  
screwdriver 133  
SDO+ 98  
Sealer 156  
Sealing product 156  
SEALS194  
Self-vulcanizing bonding gum 102  
Set of 5 hard brushes 128  
Set of 5 soft brushes 128  
Short skirt 26  
SHUTTLE-T 187  
SIDEWALL REPAIR 140  
SKIVING TOOLS AND ACCESSORIES 126,127  
SKIVING TOOLS AND ACCESSORIES For RUBBER 125  
SKYMA 183  
slime 108  
SMALL 187  
SMALL HAND TOOLS 132  
Soap 156  
Solutions 100  
Spare 187  
SPREADERS, REPAIR TABLE 130  
Spuds for universal screw-on valves 21

Square144  
S.R.R. 97  
Steel convex brush 133  
STEEL-REINFORCED GUM 105  
steel risers for lifting jacks 172  
Steel roller 132  
stitcher 132  
Stone for rubber tools 129  
Straight and single-bend universal screw-on valves 20  
Straight flexible extensions 25  
Straight rigid nickel-coated brass exten-sions 27  
straps 139  
STRAPS AND LIFTING LOOPS 174  
String 99  
Stylmark 156  
SUPER COMPACT 181  
Swivel valves 38

T

TALC AND Vulcanizing SOLUTIONS 105  
TALLMA 188  
T-GREASE + 155  
thermocouple coil 107  
THERMOMETER 107  
Thermostat 106  
Threaded quick coupler 78  
TIGRE 80 155  
Tire markers 134  
TIRE PUNCTURE PREVENTION 108,109  
tire regroover 149  
Tool for tightening cores with tightening torque pre-set 50  
TOOL HOLDER CHUCK 10 MM 121  
TOOL HOLDER FOR BRUSHES 122  
TOOL HOLDER WITH FLANGES 122  
TOOLS FOR 1-PIECE RIM 154  
TOOLS FOR SHAFT MACHINES 128  
TOOLS FOR VALVES 159  
Toothed fine stitcher 132  
Toothed stitcher 132  
Topaze 100  
torque control 147  
Torque wrenches 161  
transfer bags 139  
tread depth gauges 158  
Triple-bend universal screw-on valves 23,24  
TRP 95  
Truck balancing beads 57  
Truck STAR 149  
T tools99  
tube deflator 72  
TUBELESS OR EURO INNER TUBE





## ALPHABETICAL INDEX

VALVES (LB) 37,38  
TUBELESS VALVES FOR CATERPIL-  
LAR EQUIPMENT (SLB) 46  
tubeless valves in nickel 11,12

### U

UNIVAIR 63

### V

Vacuum cleaner 129  
Valve caps 50  
Valve core and cap screwdriver 159  
valve cores and caps 49  
Valve removing tool 159  
VALVES AND EXTENSIONS FOR  
CATERPILLAR EQUIPMENT  
(LB) 43  
VALVES FOR AMERICAN TYPE  
TUBELESS (LB) 39,40,41  
VALVES FOR AMERICAN TYPE  
TUBELESS (SLB) 44  
Valves for inner tubes  
19,20,21,23,24  
VERAC 172  
VSM 150 135  
VSM 200 136  
Vulcanizer 135,136  
Vulcanizing SOLUTIONS 102  
VULCANSING PRESS 140  
Vulcaschrad 135

### W

wedges 151,171,189  
Weights with built-in springs for steel  
rims 54  
wheel tightening torque wrenches 161  
Winders for impact wrench 77  
Wire 133  
WORKING ON RUBBER 120  
WORKING ON STEEL CABLES 120  
Worm screw 106  
WRENCHES 144